



V.R. BANSAL & ASSOCIATES

Chartered Accountants

A-69, Vijay Block, Laxmi Nagar, Delhi-110092
Tel.: 22016191, 22433950 • Mob.: 9810052850, 9810186101
E-mail : audit@cavrb.com, cavrbansals@gmail.com
Website : www.cavrb.com

INDEPENDENT AUDITOR'S REPORT

To
The Members of
B.G.K. INFRASTRUCTURE DEVELOERS PRIVATE LIMITED
A-63, second floor FIEE Okhla
Industrial Area Phase II New Delhi
New Delhi DL-110020

Report on the Standalone Ind AS Financial Statements

Opinion

We have audited the accompanying standalone Ind AS financial statements of **B.G.K. INFRASTRUCTURE DEVELOERS PRIVATE LIMITED** ("the Company"), which comprise the Balance Sheet as at March 31, 2021, and the Statement of Profit and Loss (including other comprehensive income), the Statement of Cash Flows, and the Statement of Changes in Equity for the year then ended, and a summary of significant accounting policies and other explanatory information (hereinafter referred to as Ind AS Financial Statements).

In our opinion and to the best of our information and according to the explanation given to us, the aforesaid standalone Ind AS financial statements give the information required by the Companies Act, 2013 in the manner so required and give a true and fair view in conformity with the accounting principles generally accepted in India, of the state of affairs of the Company as at March 31, 2021, the profit and total comprehensive income, changes in equity and its cash flows for the year ended on that date.

Basis for Opinion

We conducted our audit in accordance with the Standards on Auditing (SAs) specified under section 143(10) of the Companies Act, 2013. Our responsibilities under those Standards are further described in the Auditor's Responsibilities for the Audit of the Ind AS Financial Statements section of our report. We are independent of the Company in accordance with the Code of Ethics issued by the Institute of Chartered Accountants of India together with the ethical requirements that are relevant to our audit of the Ind AS financial statements under the provisions of the Companies Act, 2013 and the Rules thereunder, and we have fulfilled our other ethical responsibilities in accordance with these requirements and the Code of Ethics. We believe that the audit evidence we have obtained is sufficient and appropriate to provide a basis for our opinion on the standalone Ind AS financial statements.



Key Audit Matters

Key audit matters are those matters that, in our professional judgment, were of most significance in our audit of the standalone financial statements of the current period. These matters were addressed in the context of our audit of the standalone financial statements as a whole, and in forming our opinion thereon, and we do not provide a separate opinion on these matters. Our opinion on these matters for each matter below, our description of how our audit addressed the matter is provided in that context.

We have determined the matters described below to be the key audit matters to be communicated in our report. We have fulfilled the responsibilities described in the Auditor's responsibilities for the audit of the Ind AS financial statement section of our report, including in relation to these matters. Accordingly, our audit includes the performance of procedures designed to respond to our assessment of the risk of material misstatement of the standalone Ind AS financial statement. The results of our audit procedures, including the procedures performed to address the matters below, provide the basis for our audit opinion on the accompanying standalone Ind AS financial statements.

Sr. No.	Key Audit Matter	Auditor's Response
		<u>Principal Audit Procedure</u>
1.	Taxation Significant judgments are required in determining provision of income taxes, both current and deferred, as well as the assessment of provision for uncertain tax position including estimates of interest and penalties where appropriate.	<p>We evaluated the design and implementation of controls in respect of provision for current tax and the recognition and recoverability of deferred tax assets. We discussed with management the adequate implementation of policies and control regarding current and deferred tax.</p> <p>We examined the procedure in place for the current and deferred tax calculation for completeness and valuation and audited the related tax computation and estimates in the light of our knowledge of the tax circumstances. Our work was conducted with our tax specialist.</p> <p>We performed the assessment of the material components impacting the tax expenses, balance and exposures. We reviewed and challenged the information reported by components with the support of our own local tax specialist, where appropriate.</p> <p>In respect of deferred tax assets and liabilities, we assess the appropriateness of management's assumptions and estimates to support deferred tax assets for tax losses carried forward and related disclosures in financial statements. Based on the procedure performed above, we obtained sufficient audit evidence to corroborate management's estimates regarding current and deferred tax balances.</p>

Information Other than the Standalone Financial Statements and Auditor's Report Thereon

The Company's Board of Directors is responsible for the other information. The other information comprises the information included in the Annual report but does not include the Ind AS financial statements and our auditor's report thereon. The Annual Report is expected to be made available to us after the date of this Auditor's Report. Our opinion on the Ind AS financial statements does not cover the other information and we do not express any form of assurance conclusion thereon.

In connection with our audit of the Ind AS financial statements, our responsibility is to read the other information and, in doing so, consider whether the other information is materially inconsistent with the



financial statements or our knowledge obtained in the audit or otherwise appears to be materially misstated.

If, based on the work we have performed, we conclude that there is a material misstatement of this other information, we are required to report that fact. We have nothing to report in this regard.

Responsibilities of Management and Those Charges with Governance for the Standalone Ind AS Financial Statements

The Company's Board of Directors is responsible for the matters stated in Section 134(5) of the Companies Act, 2013 ("the Act") with respect to the preparation of these standalone Ind AS financial statements that give a true and fair view of the financial position, financial performance including other comprehensive income, cash flows and changes in equity of the company of the Company in accordance with accounting principles generally accepted in India, including the Indian Accounting Standards specified under Section 133 of the Act, read with Rule 7 of the Companies (Accounts) Rules, 2014 and the Companies (Indian Accounting Standards) Rules, 2015. This responsibility also includes maintenance of adequate accounting records in accordance with the provisions of the Act for safeguarding of the assets of the Company and for preventing and detecting frauds and other irregularities; selection and application of appropriate accounting policies; making judgments and estimates that are reasonable and prudent; and design, implementation and maintenance of adequate internal financial controls, that were operating effectively for ensuring the accuracy and completeness of the accounting records, relevant to the preparation and presentation of the Ind AS financial statements that give a true and fair view and are free from material misstatement, whether due to fraud or error.

In preparing the Ind AS financial statements, the board of directors is responsible for the assessing the Company's ability to continue as a going concern, disclosing, as applicable, matters related to going concern and using the going concern basis of accounting unless the Board of Directors either intends to liquidate the Company or to cease operations, or has no realistic alternative but to do so.

The Board of Directors are also responsible for overseeing the company's financial reporting process.

Auditor's Responsibility for the Audit of Ind AS Financial Statements

Our objectives are to obtain reasonable assurance about whether the Ind AS financial statements as a whole are free from material misstatement, whether due to fraud or error, and to issue an auditor's report that includes our opinion. Reasonable assurance is a high level of assurance, but is not a guarantee that an audit conducted in accordance with SAs will always detect a material misstatement when it exists. Misstatements can arise from fraud or error and are considered material if, individually or in the aggregate, they could reasonably be expected to influence the economic decisions of users taken on the basis of these Ind AS financial statements.

As part of an audit in accordance with SAs, we exercise professional judgment and maintain professional skepticism throughout the audit. We also:

- Identify and assess the risks of material misstatement of the standalone Ind AS financial statements, whether due to fraud or error, design and perform audit procedures responsive to those risks, and obtain audit evidence that is sufficient and appropriate to provide a basis for our opinion. The risk of not detecting a material misstatement resulting from fraud is higher than for one resulting from error, as fraud may involve collusion, forgery, intentional omissions, misrepresentations, or the override of internal control.
- Obtain an understanding of internal financial controls relevant to the audit in order to design audit procedures that are appropriate in the circumstances. Under section 143(3)(i) of the Act, we are also responsible for expressing our opinion on whether the Company has adequate internal financial controls system in place and the operating effectiveness of such controls.



- Evaluate the appropriateness of accounting policies used and the reasonableness of accounting estimates and related disclosures made by management.
- Conclude on the appropriateness of management's use of the going concern basis of accounting and, based on the audit evidence obtained, whether a material uncertainty exists related to events or conditions that may cast significant doubt on the Company's ability to continue as a going concern. If we conclude that a material uncertainty exists, we are required to draw attention in our auditor's report to the related disclosures in the standalone Ind AS financial statements or, if such disclosures are inadequate, to modify our opinion. Our conclusions are based on the audit evidence obtained up to the date of our auditor's report. However, future events or conditions may cause the Company to cease to continue as a going concern.
- Evaluate the overall presentation, structure and content of the standalone Ind AS financial statements, including the disclosures, and whether the standalone Ind AS financial statements represent the underlying transactions and events in a manner that achieves fair presentation.

Materiality is the magnitude of misstatements in the standalone Ind AS financial statements that, individually or in aggregate, makes it probable that the economic decisions of a reasonably knowledgeable user of the Ind AS financial statements may be influenced. We consider quantitative materiality and qualitative factors in (i) planning the scope of our audit work and in evaluating the results of our work; and (ii) to evaluate the effect of any identified misstatements in the Ind AS financial statements.

We communicate with those charged with governance regarding, among other matters, the planned scope and timing of the audit and significant audit findings, including any significant deficiencies in internal control that we identify during our audit.

We also provide those charged with governance with a statement that we have complied with relevant ethical requirements regarding independence, and to communicate with them all relationships and other matters that may reasonably be thought to bear on our independence, and where applicable, related safeguards.

From the matters communicated with those charged with governance, we determine those matters that were of most significance in the audit of the standalone Ind AS financial statements of the current period and are therefore the key audit matters. We describe these matters in our auditor's report unless law or regulation precludes public disclosure about the matter or when, in extremely rare circumstances, we determine that a matter should not be communicated in our report because the adverse consequences of doing so would reasonably be expected to outweigh the public interest benefits of such communication.

Report on Other Legal and Regulatory Requirements

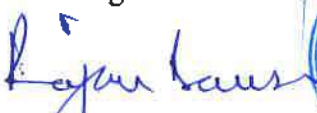
1. As required by the Companies (Auditor's Report) Order, 2016 ("the Order"), issued by the Central Government of India in terms of sub-section (11) of section 143 of the Companies Act, 2013, we give in the Annexure 'A' a statement on the matters specified in paragraphs 3 and 4 of the Order, to the extent applicable.
2. As required by Section 143(3) of the Act, we report that:
 - (a) We have sought and obtained all the information and explanations which to the best of our knowledge and belief were necessary for the purposes of our audit.



- (b) In our opinion, proper books of account as required by law have been kept by the Company so far as it appears from our examination of those books.
- (c) The Balance Sheet, and the Statement of Profit and Loss including the Statement of Other Comprehensive Income, the Cash Flow Statement and the Statement of Changes in Equity dealt with by this Report are in agreement with the books of account.
- (d) In our opinion, the aforesaid standalone Ind AS financial statements comply with the Accounting Standards specified under Section 133 of the Act, read with Rule 7 of the Companies (Accounts) Rules, 2014 and the Companies (Indian Accounting Standards) Rules, 2015, as amended.
- (e) On the basis of the written representations received from the directors as on 31st March, 2021 taken on record by the Board of Directors, none of the directors is disqualified as on 31st March, 2021 from being appointed as a director in terms of Section 164 (2) of the Act.
- (f) The requirements of clause (i) of sub section (3) of section 143 of the Companies Act, 2013, with regard to applicability of adequacy of internal financial control over financial reporting and the operating effectiveness of such control are not applicable to the Company, since the Company is a private company and is exempted from reporting vide clause 9A of Notification dated 13 June 2017 issued by the Ministry of Corporate Affairs.
- (g) With respect to the matters to be included in the Auditor's Report in accordance with the requirements of section 197(16) of the Act, as amended, the reporting requirements are not applicable since the Company has not paid any managerial remuneration during the year.
- (h) With respect to the other matters to be included in the Auditor's Report in accordance with Rule 11 of the Companies (Audit and Auditors) Rules, 2014, in our opinion and to the best of our information and according to the explanations given to us:
- (i) The Company has disclosed the impact of pending litigations on its financial position in its Ind AS financial statements.
 - (ii) The Company has made provision, as required under the applicable law or accounting standards, for material foreseeable losses, if any, on long-term contracts including derivative contracts
 - (iii) There were no amount which were required to be transferred, to the Investor Education and Protection Fund by the Company.

Place: Delhi
Dated: 31/05/2021

For V.R. Bansals & Associates
Chartered Accountants
Firm Registration No. 016534N


Rajan Bansal
Partner
Membership No: 093591
UDIN: 21093591AAAAND8148



Annexure- A Referred to in paragraph 1 under the heading 'Report on Other Legal and Regulatory Requirements' of our report of even date

Re: B.G.K Infrastructure Developers Private Limited (the company)

1. (a) The Company has maintained proper records showing full particulars, including quantitative details and situation of fixed assets.

(b) The Company has a phased periodical programme of physical of all fixed assets, which in our opinion is reasonable having regard to the size of the Company and the nature of its assets. No material discrepancies have been noticed on such verification.

(c) As per explanation given to us, the title deeds of immovable properties are held in the name of the company.
2. The inventory has been physically verified by the management during the year. In our opinion, the frequency of such verification is reasonable. In our opinion and according to the information and explanations given to us, no material discrepancies were noticed on such verification.
3. The Company has not granted any loans, secured or unsecured, firms, Limited Liability partnerships or other parties covered in the register maintained Under Section 189 of the Companies Act, 2013 & Accordingly, the provisions of clauses 3(a), (b) and (c) are not applicable to the Company.
4. In our opinion and according to the information and explanations given to us, the company has not any loans or made any investments. Accordingly, the provision of clause (4) is not applicable to the Company.
5. According to the information and explanation given to us, the Company has not accepted any deposits as per the provisions of sections 73 to 76 or any other relevant provisions of the Companies Act and the rules framed there under.
6. In our opinion, cost records as specified by the Central Government under section 148(1) of the Companies Act, 2013, are not required to be maintained by the Company.
7. (a) The Company is regular in depositing undisputed statutory dues including Provident Fund, Employees State Insurance, Income Tax, Sales Tax, Service Tax, Duty of Excise, Value Added Tax, Goods and Service Tax, Cess and any other undisputed statutory dues with the appropriate authorities, There are no arrears of outstanding statutory dues as at 31st March, 2021, concerned for a period of more than six months from the date they become payable.

(b) According to information and explanations given to us, the Company is not liable to pay any dues of income tax or sales tax or service tax or goods and services tax duty of customs or duty of excise or value added tax or goods services tax on account of any dispute
8. As per information available to us, the Company has not defaulted in repayment of dues to any financial institution or Bank or Government as at balance sheet date. The Company has not issued any debentures.
9. According to the information and explanations given to us and based on our examination of the records of the Company, the Company, the Company has not raised any money by way of initial public offer/further public offer (including debt instruments) and has not taken any fresh term loan; therefore, clause (9) is not applicable to the Company.
10. Based upon the audit procedures performed for the purpose of reporting the true and fair view of the financial statements and according to the information and explanations given by the management, we report that no fraud by the company or no fraud/ material fraud on the Company by the officers and employees of the Company has been noticed or reported during the year.



11. No managerial remuneration has been paid or provided during the year, therefore clause (11) is not applicable Company.
12. In our opinion, the Company is not a Nidhi Company. Therefore, the provisions of this clause 3(12) of the order are not applicable to the company.
13. As per the information given to us, all transactions with the related parties are in compliance with sections 177 and 188 of Companies Act, 2013 where applicable and the details have been disclosed in the Financial Statements etc. as required by the applicable accounting standards.
14. According to the information and explanation given to us and on an overall examination of the balance sheet, the Company has not made any preferential allotment or private placement of shares or fully or partly convertible debentures during the year under review and hence, reporting requirements under clause 3(14) are not applicable to the Company and not commented upon.
15. In our opinion and according to the information and explanations given to us, the Company has not entered into any non-cash transaction with directors or persons connected with him.
16. The company is not required to be registered under sections 45-IA of the Reserve Bank of India Act, 1934.

For V.R. Bansals & Associates
Chartered Accountants
Firm Registration No. 016534N



Rajan Bansal
Partner
Membership No: 093591
UDIN: 21093591AAAAND8148



Place: Delhi
Dated: 31/05/2021

B.G.K. INFRASTRUCTURE DEVELOPERS PRIVATE LIMITED
BALANCE SHEET AS AT MARCH 31, 2021

	Notes No	As at 31 March 2021 (Rs.'Lakhs)	As at 31 March 2020 (Rs.'Lakhs)
ASSETS			
Non-current assets			
Property, plant and equipment	3	2,085.00	2,170.72
Capital work in progress	3	61.80	63.12
Intangible assets	4	0.61	25.24
Financial assets			
Other financial assets	5.1	298.32	298.32
Other non-current assets	6	10.00	15.00
		<u>2,455.73</u>	<u>2,572.40</u>
Current assets			
Financial assets			
(i) Trade receivables	7.1	38.23	222.65
(ii) Cash and cash equivalents	7.2	77.13	26.74
(iii) Other balances with banks	7.3	86.55	83.14
(iv) Other financial assets	7.4	0.25	9.05
Current tax assets (Net)	8	22.45	40.97
Other current assets	9	59.56	46.97
		<u>284.17</u>	<u>429.52</u>
Asset classified as held for sale	10	119.07	119.07
Total Assets		<u><u>2,858.97</u></u>	<u><u>3,120.99</u></u>
EQUITY AND LIABILITIES			
Equity			
Equity share capital	11	1,397.23	1,397.23
Other equity	12	96.97	47.41
		<u>1,494.20</u>	<u>1,444.64</u>
Liabilities			
Non-current liabilities			
Financial liabilities			
(i) Borrowings	13.1	670.95	885.94
(ii) Other financial liabilities	13.2	-	5.66
Provisions	14	8.18	10.77
Other non-current liabilities	15	229.76	240.69
		<u>908.89</u>	<u>1,143.06</u>
Current liabilities			
Financial liabilities			
(i) Borrowings	16.1	-	41.02
(ii) Trade payables	16.2		
- dues of micro and small enterprises		0.28	3.43
- dues of creditors other than micro and small enterprises		3.67	131.34
(iii) Other financial liabilities	16.3	284.75	250.20
Other current liabilities	17	167.08	107.15
Provisions	18	0.10	0.15
		<u>455.88</u>	<u>533.29</u>
Total Equity and Liabilities		<u><u>2,858.97</u></u>	<u><u>3,120.99</u></u>
Summary of significant accounting policies	2		
Contingent liabilities, commitments and litigations	25		
Other notes on accounts	26		

For V.R. Bansal & Associates
Chartered Accountants
ICAI Registration No.: 016534N
Rajan Bansal
Partner
Membership No.: 093591
Place: New Delhi
Date: May 31, 2021



For and on behalf of Board of Directors

Maneesha Mansingka
Director (DIN: 00031476)

Gaurav Jain
Chief Financial Officer

Gaurav Sekhri
Director (DIN: 00090676)

Monika Gupta
Company Secretary-M.No.:FCS-8015



B.G.K. INFRASTRUCTURE DEVELOPERS PRIVATE LIMITED
STATEMENT OF PROFIT AND LOSS FOR THE YEAR ENDED MARCH 31, 2021

	Note No	Period ended 31 March 2021 (Rs.'Lakhs)	Year ended 31 March 2020 (Rs.'Lakhs)
I Income			
Revenue from operations	19	415.62	365.68
Other income	20	18.00	38.35
Total Income		433.62	404.03
II Expenses			
Purchase of traded goods		101.97	-
Employee benefits expense	21	31.39	37.25
Finance costs	22	94.54	116.38
Depreciation and amortization expenses	23	91.96	127.04
Other expenses	24	64.25	84.32
Total Expenses		384.11	364.99
III Profit/ (loss) before exceptional items and tax		49.51	39.04
Exceptional items		-	-
IV Profit/ (loss) before tax		49.51	39.04
V Tax expenses			
Current tax		-	-
Income tax expense		-	-
VI Profit/ (loss) for the year from continuing operations		49.51	39.04
Profit / (loss) for the year from discontinued operations [refer note 26(7)]		(2.77)	73.63
VII Profit/ (loss) for the year		46.74	112.67
VIII Other comprehensive income			
Other comprehensive income not to be reclassified to profit or loss in subsequent periods			
i) Re-measurement gains/ (losses) on defined benefit plans		0.63	(1.91)
ii) Income tax effect [(expense)/ income]		-	-
Other comprehensive income for the year, net of tax		0.63	(1.91)
IX Total comprehensive income/ (loss) for the year, net of tax		47.37	110.76
X Earnings per equity share (nominal value of share Rs.10/-)	26		
For continuing operations			
Basic (Rs.)		0.35	0.28
Diluted (Rs.)		0.35	0.28
For discontinued operations			
Basic (Rs.)		(0.02)	0.53
Diluted (Rs.)		(0.02)	0.53
For continuing and discontinued operations			
Basic (Rs.)		0.33	0.81
Diluted (Rs.)		0.33	0.81
Summary of significant accounting policies	2		
Contingent liabilities, commitments and litigations	25		
Other notes on accounts	26		


The accompanying notes are an integral part of the financial statements.

For V.R. Bansal & Associates
Chartered Accountants
ICAI Registration No.: 0165348

Rajan Bansal
Partner
Membership No.: 093591
Place: New Delhi
Date: May 31, 2021



For and on behalf of Board of Directors


Maneesh Mansingka
Director (DIN: 00031476)


Gaurav Jain
Chief Financial Officer


Gaurav Sekhri
Director (DIN: 00090676)


Monika Gupta
Company Secretary-M.No.:FCS-8015



B.G.K. INFRASTRUCTURE DEVELOPERS PRIVATE LIMITED
CASH FLOW STATEMENT FOR THE YEAR ENDED MARCH 31, 2021

PARTICULARS	As at 31 March 2021 (Rs.'Lakhs)	As at 31 March 2020 (Rs.'Lakhs)
A. CASH FLOW FROM OPERATING ACTIVITIES		
Profit/(Loss) Before Tax	46.74	112.67
Adjustment for:		
Depreciation and amortization expenses	91.96	127.20
Interest income	(5.99)	(5.73)
Interest expense	75.59	93.13
Loss on disposal of assets	1.63	-
Guarantee fees paid	15.65	15.65
Bank Charges	0.35	0.29
Operating profit before working capital changes	<u>225.93</u>	<u>343.21</u>
Adjustment for		
Increase/(Decrease) Other Long Term Liabilities	(10.92)	(10.92)
Increase/(Decrease) Long Term Provisions	(1.96)	(6.50)
Increase/(Decrease) Trade Payables	(130.83)	80.48
Increase/(Decrease) Other Current Liabilities	(15.07)	(5.83)
Increase/(Decrease) Other Current Financial Liabilities	(49.28)	50.55
Increase/(Decrease) in Short Term Provisions	(0.05)	(0.69)
(Increase)/Decrease in Other Non Current Financial Assets	-	0.04
(Increase)/Decrease in Other Non Current Assets	5.00	(4.95)
(Increase)/Decrease in Trade Receivables	184.42	(150.65)
(Increase)/Decrease in Other Current Assets	12.39	(2.50)
(Increase)/Decrease in Other Current Financial Assets	8.80	(8.30)
Cash generated from/(used in) operations	<u>228.43</u>	<u>283.94</u>
Less: Income Tax paid (net of TDS and refunds)	(6.46)	83.15
Net cash flow from/(used in) operating activities	<u>221.97</u>	<u>367.09</u>
B. Cash Flow from investing activities		
Purchase of fixed assets including capital work in progress	(0.27)	(19.14)
Sale of fixed assets	0.69	-
Advances against sale of land	75.00	75.00
Proceeds from fixed deposits with bank (net)	2.58	0.66
Net Cash from/(used in) investing activities	<u>78.00</u>	<u>56.52</u>
C. Cash Flow from Financing activities		
Proceeds from short term borrowings	(41.02)	(151.36)
Proceeds from long term borrowings	(116.97)	(143.34)
Finance costs	(91.59)	(109.07)
Net cash from/(used) in financing activities	<u>(249.58)</u>	<u>(403.77)</u>
Net increase or (decrease) in cash or cash equivalents(A+B+C)	<u>50.39</u>	<u>19.84</u>
Cash and cash equivalents as at the beginning of the year	26.74	6.90
Cash and cash equivalents at the end of the year	<u>77.13</u>	<u>26.74</u>

Notes :

1 The above Cash flow statement has been prepared under the "Indirect Method" as set out in Indian Accounting Standard-7, "Statement of Cash Flows".



B.G.K. INFRASTRUCTURE DEVELOPERS PRIVATE LIMITED
CASH FLOW STATEMENT FOR THE PERIOD ENDED MARCH 31, 2021


PARTICULARS	As at 31 March 2021 (Rs.'Lakhs)	As at 31 March 2020 (Rs.'Lakhs)
2 Components of cash and bank balances		
Cash on hand	0.21	0.19
Balance with banks:		
Current accounts	21.86	26.55
Fixed deposits accounts with original maturity less than 3 months	55.06	-
	<u>77.13</u>	<u>26.74</u>
Effect of exchange differences on cash and cash equivalents held in foreign currency	-	-
Total cash and bank balances at the end of the year (Note-7.2)	<u>77.13</u>	<u>26.74</u>


As per our report of even date

For V.R. Bansal & Associates
Chartered Accountants
ICAI Registration No.: 016534N



Rajan Bansal
Partner
Membership No.: 093591
Place: New Delhi
Date: May 31, 2021




Maneesh Mansingka
Director (DIN: 00031476)


Gaurav Jain
Chief Financial Officer


Gaurav Sekhri
Director (DIN: 00090676)


Monika Gupta
Company Secretary-M.No.:FCS-8015



B.G.K. INFRASTRUCTURE DEVELOPERS PRIVATE LIMITED
STATEMENT OF CHANGES IN EQUITY FOR THE YEAR ENDED MARCH 31, 2021

A) Equity Share Capital

Particulars	Nos.	(Rs.'Lakhs)
As at March 31, 2019	1,39,72,300	1,397.23
Add: Change in equity share capital during the year	-	-
As at March 31, 2020	1,39,72,300	1,397.23
Add: Change in equity share capital during the year	-	-
As at March 31, 2021	<u>1,39,72,300</u>	<u>1,397.23</u>

B) Other Equity

Particulars	Reserves & Surplus		Total
	Securities Premium	Retained Earnings	
As at March 31, 2019	414.45	(477.80)	(63.35)
Net profit/ (loss) for the year	-	112.67	112.67
Other comprehensive income for the year			
Re-measurement gains/ (losses) on defined benefit plans (net of tax)	-	(1.91)	(1.91)
As at March 31, 2020	414.45	(367.04)	47.41
Net profit/ (loss) for the year	-	46.74	46.74
Other comprehensive income for the year			
IndAS 116 adjustments	-	2.19	2.19
Re-measurement gains/ (losses) on defined benefit plans (net of tax)	-	0.63	0.63
As at March 31, 2021	<u>414.45</u>	<u>(317.48)</u>	<u>96.97</u>

Summary of significant accounting policies	2
Contingent liabilities, commitments and litigations	25
Other notes on accounts	26

The accompanying notes are an integral part of the financial statements.

For **V.R. Bansal & Associates**
Chartered Accountants
ICAI Registration No.: 0165348

Rajan Bansal
Partner
Membership No.: 093591
Place: New Delhi
Date: May 31, 2021



For and on behalf of Board of Directors

Maneesha Mansingka
Director (DIN: 00031476)

Gaurav Jain
Chief Financial Officer

Gaurav Sekhri
Director (DIN: 00090676)

Monika Gupta
Company Secretary-M.No.:FCS-8015



1 CORPORATE INFORMATION

B.G.K. Infrastructure Developers Private Limited ('the Company') is a Private Limited Company domiciled in India and incorporated on 27th December, 2007 under the provisions of the Companies Act, 1956. The Company is primarily engaged in the business of construction, development, acquisition, establishment and maintenance of warehouses and godowns. The business of clearing and forwarding services has been discontinued. The Registered Office address of the Company has been changed from A - 35, Brij Greens, Chhatarpur Road, Satbari to A - 63, Second Floor, F.I.E.E. Complex, Okhla Industrial Area Phase II, New Delhi - 110020 w.e.f 1st day of April 2019.

2 SIGNIFICANT ACCOUNTING POLICIES

This note provides a list of the significant accounting policies adopted in the preparation of the standalone financial statement. These policies have been consistently applied to all the years presented unless otherwise stated.

2.01 Statement of compliance

The financial statements of the Company have been prepared in accordance with Indian Accounting Standards (IND AS) notified under Companies (Indian Accounting Standards) Rules, 2015. For all periods including the year ended 31 March 2017, the Company prepared its financial statements in accordance with accounting standards notified under the section 133 of the Companies Act 2013, read together with paragraph 7 of the Companies (Accounts) Rules, 2014 (Indian GAAP). The financial statements were authorised for issue by the Company's Board of Directors on May 31, 2021.

2.02 Basis of preparation of financial statements

The financial statements have been prepared on historical cost basis, except for certain financial instruments that are measured at fair values at the end of each reporting period, as explained in accounting policies subsequently.

The financial statements of the Company have been prepared in accordance with Indian Accounting Standards (Ind AS) notified under the Companies (Indian Accounting Standards) Rules, 2015.

Fair value is the price that would be received to sell an asset or paid to transfer a liability in an orderly transaction between market participants at the measurement date, regardless of whether that price is directly observable or estimated using another valuation technique. In estimating the fair value of an asset or a liability, the Company takes into account the characteristics of the asset or liability if market participants would take those characteristics into account when pricing the asset or liability at the measurement date. Fair value for measurement and / or disclosure purposes in these financial statements is determined on such a basis, except for share-based payment transactions that are within the scope of Ind AS 102, leasing transactions that are within the scope of Ind AS 17, and measurements that have some similarities to fair value but are not fair value, such as net realisable value in Ind AS 2 or value in use in Ind AS 36.

The preparation of the financial statements in conformity with recognition and measurement principles of Ind AS requires the Management to make estimates and assumptions that affect the reported balance of assets and liabilities, disclosure relating to contingent liabilities as at the date of the financial statements and the reported amount of income and expense for the period. Estimates and underlying assumptions are reviewed on ongoing basis. Revision of accounting estimates are recognised in the period in which the estimates are revised and future period affected.

Estimates and underlying assumptions are reviewed on an ongoing basis. Revisions to accounting estimates are recognized in the period in which the estimates are revised and future periods are affected.

2.03 Current versus non-current classification

The Company presents assets and liabilities in the financial statement with current / non-current classification.

An asset is treated as current when it is:

- (a) expected to be realized or intended to be sold or consumed in normal operating cycle
- (b) held primarily for purpose of trading
- (c) expected to be realized within twelve months after the reporting period, or
- (d) cash or cash equivalent unless restricted from being exchanged or used to settle a liability for at least twelve months after the reporting period

All other assets are classified as non-current.

A liability is current when:

- (a) It is expected to be settled in normal operating cycle



[Handwritten signature]

BGK INFRASTRUCTURE DEVELOPERS PRIVATE LIMITED
Notes to financial statements for the year ended March 31, 2021

- (b) It is held primarily for purpose of trading
- (c) It is due to be settled within twelve months after the reporting period, or
- (d) There is no unconditional right to defer the settlement of the liability for at least twelve months after the reporting period.

All other liabilities are classified as non current.

The operating cycle is the time between the acquisition of assets for processing and their realization in cash and cash equivalents. The Company has identified twelve months as its operating cycle.

2.04 New and amended standards adopted by the Company

The Company has applied the following amendments to Ind AS for the first time for their annual reporting period commencing 1 April 2020:

- i) Definition of Material – amendments to Ind AS 1 and Ind AS 8
- ii) Definition of a Business – amendments to Ind AS 103
- iii) COVID-19 related concessions – amendments to Ind AS 116

The amendments did not have any impact on the amounts recognised in prior periods and are not expected to significantly affect the current or future periods.

2.05 Property, plant and equipment

Properties in the course of construction for production, supply or administrative purposes are carried at cost, less any recognised impairment loss. For qualifying assets, borrowing costs are capitalised in accordance with Ind AS 23 - Borrowing costs. Such properties are classified to the appropriate categories of property, plant and equipment when completed and ready for intended use. Depreciation of these assets, on the same basis as other property assets, commences when the assets are ready for their intended use.

Fixtures and equipment are stated at cost less accumulated depreciation and accumulated impairment losses.

Property, plant and equipment are capitalised at costs relating to the acquisition and installation (net of Cenvat , VAT and GST credits wherever applicable) and include finance cost on borrowed funds attributable to acquisition of qualifying fixed assets for the period up to the date when the asset is ready for its intended use, and adjustments arising from foreign exchange differences arising on foreign currency borrowings to the extent they are regarded as an adjustment to interest costs. Other incidental expenditure attributable to bringing the fixed assets to their working condition for intended use are capitalised. Subsequent expenditure relating to fixed assets is capitalised only if such expenditure results in an increase in the future benefits from such asset beyond its previously assessed standard of performance.

Depreciation is recognised so as to write-off the cost or valuation of assets (other than properties under construction) less their residual values over their useful lives, using the Straight-Line Method. The estimated useful lives, residual values and depreciation method are reviewed at the end of each reporting period, with the effect of any changes in estimate accounted for on a prospective basis.

The management believes that these estimated useful lives are realistic and reflect fair approximation of the period over which the assets are likely to be used.

When significant parts of plant and equipment are to be replaced at intervals, the Company depreciates them separately based on their respective useful lives. Likewise, when a major inspection is performed, its cost is recognised in the carrying amount of the plant and equipment as a replacement if the recognition criteria are satisfied. All other repair and maintenance costs are recognised in profit and loss as incurred.

The estimated useful life considered for the assets are as under:

Assets	Useful life (in years)
Leasehold Land	95
Buildings	30-60
Roads	5
Plant and Machinery	15
Furniture and Fittings	10
Vehicles	10
Computers	3
Electrical Installations	10
Office Equipment	5
Fire Fighting System	15



BGK INFRASTRUCTURE DEVELOPERS PRIVATE LIMITED
Notes to financial statements for the year ended March 31, 2021

Components relevant to fixed assets, where significant, are separately depreciated on straight line basis in terms of their life span assessed by technical evaluation in item specified context.

Leasehold land are depreciated on straight line basis over the unexpired period of their respective lease period of 95 years.

The residual values, useful lives and methods of depreciation of property, plant and equipment are reviewed at each financial year end and adjusted prospectively, if appropriate.

2.06 Intangible assets

Intangible assets including software licenses of enduring nature and contractual rights acquired separately are measured on initial recognition at cost. Following initial recognition, intangible assets are carried at cost less accumulated amortisation and accumulated impairment losses, if any. Cost comprises the purchase price and any attributable cost of bringing the asset to its working condition for its intended use.

Intangible assets with finite lives are amortized over their useful economic lives and assessed for impairment whenever there is an indication that the intangible asset may be impaired. The amortization period and the amortization method for an intangible asset with a finite useful life are reviewed at least at the end of each reporting period. Changes in the expected useful life or the expected pattern of consumption of future economic benefits embodied in the asset are considered to modify the amortization period or method, as appropriate, and are treated as changes in accounting estimates. The amortization expense on intangible assets with finite lives is recognized in the statement of profit and loss unless such expenditure forms part of carrying value of another asset.

Gains or losses arising from derecognition of an intangible asset are measured as the difference between the net disposal proceeds and the carrying amount of the asset and are recognized in the statement of profit and loss when the asset is derecognised.

Intangible assets with finite useful life are amortized on a straight line basis over their estimated useful life of 4 years.

2.07 Financial Instruments

A financial instrument is any contract that gives rise to a financial assets of one entity and a financial liability or equity instrument of another entity.

i) Financial Assets

The Company classifies its financial assets in the following measurement categories:

- (a) Those to be measured subsequently at fair value (either through other comprehensive income, or through profit & loss).
- (b) Those measured at amortised cost.

Initial recognition and measurement

Financial assets are recognised initially at fair value plus, in the case of financial assets not recorded at fair value through profit and loss, transaction costs that are directly attributable to the acquisition of financial assets. Purchase or sale of financial asset that require delivery of assets within a time frame established by regulation or conversion in the market place (regular way trades) are recognised on the trade date, i.e., the date that the Company commits to purchase and sell the assets.

Subsequent measurement

For purposes of subsequent measurement financial assets are classified in following categories:

- (a) Debt instruments at amortized cost
- (b) Debt instruments at fair value through other comprehensive income (FVTOCI)
- (c) Debt instruments at fair value through profit and loss (FVTPL)
- (d) Equity instruments measured at fair value through other comprehensive income (FVTOCI)
- (e) Equity instruments measured at fair value through profit and loss (FVTPL)

Where assets are measured at fair value, gains and losses are either recognized entirely in the statement of profit and loss (i.e. fair value through profit or loss), or recognized in other comprehensive income (i.e. fair value through other comprehensive income). For investment in debt instruments, this will depend on the business model in which the investment is held. For investment in equity instruments, this will depend on whether the Company has made an irrevocable election at the time of initial recognition to account for equity instruments at FVTOCI.

Debt instruments at amortized cost

A Debt instrument is measured at amortized cost if both the following conditions are met:



[Handwritten signature]



- (i) **Business Model Test:** The asset is held within a business model whose objective is to hold assets for collecting contractual cash flows, and
- (ii) **Cashflow Characteristics Test:** Contractual terms of asset give rise on specified dates to cash flows that are solely payments of principal and interest (SPPI) on principal amount outstanding.

After initial measurement, such financial assets are subsequently measured at amortized cost using the effective interest rate (EIR) method. Amortised cost is calculated by taking into account any discount or premium on acquisition and fees or costs that are an integral part of EIR. The EIR amortization is included in finance income in statement of profit and loss. The losses arising from impairment are recognized in the statement of profit or loss. This category generally applies to trade, other receivables, loans and other financial assets.

Debt instruments at fair value through OCI

A 'debt instrument' is classified as at the FVTOCI if both of the following criteria are met:

- (i) **Business Model Test:** The objective of the business model is achieved by both collecting contractual cash flows and selling financial assets, and
- (ii) **Cashflow Characteristics Test:** The asset's contractual cash flows represent SPPI.

Debt instrument included within the FVTOCI category are measured initially as well as at each reporting date at fair value. Fair value movements are recognized in the other comprehensive income (OCI). However, the group recognises interest income, impairment losses and reversals and foreign exchange gain or loss in the statement of profit and loss. On derecognition of the asset, cumulative gain or loss previously recognized in OCI is reclassified from the equity to statement of profit & loss. Interest earned whilst holding FVTOCI debt instrument is reported as interest income using the EIR method..

Debt instruments at FVTPL

FVTPL is a residual category for debt instruments. Any debt instrument, which does not meet the criteria for categorization as at amortized cost or as FVTOCI, is classified as at FVTPL.

In addition, the Company may elect to designate a debt instrument, which otherwise meets amortised cost or FVTOCI criteria, as at FVTPL. However, such election is allowed only if doing so reduces or eliminates a measurement or recognition inconsistency (referred to as 'accounting mismatch'). The Company has not designated any debt instrument as at FVTPL.

Equity investments of other entities

All equity investments in scope of IND AS 109 are measured at fair value. Equity instruments which are held for trading are classified as at FVTPL. For all other equity instruments, the Company may make an irrevocable election to present in other comprehensive income all subsequent changes in the fair value. The Company makes such election on an instrument-by-instrument basis. The classification is made on initial recognition and is irrevocable.

In case of equity instruments classified as FVTOCI, then all fair value changes on the instrument, excluding dividends, are recognized in the OCI. There is no recycling of the amounts from OCI to statement of profit and loss, even on sale of investment. However, the Company may transfer the cumulative gain or loss within equity.

Equity instruments included within the FVTPL category are measured at fair value with all changes recognized in the Statement of Profit and loss.

Derecognition

A financial asset (or, where applicable, a part of a financial asset or part of group of similar financial assets) is primarily derecognised when:

- (a) The right to receive cash flows from the assets have expired, or
- (b) The Company has transferred its rights to receive cash flows from the asset or has assumed an obligation to pay the received cash flows in full without material delay to a third party under a "pass through" arrangement and either:
 - (i) the Company has transferred substantially all the risks and rewards of the asset, or
 - (ii) the Company has neither transferred nor retained substantially all the risks and rewards of the asset, but has transferred control of the asset.



BGK INFRASTRUCTURE DEVELOPERS PRIVATE LIMITED
Notes to financial statements for the year ended March 31, 2021

Where the Company has transferred its rights to receive cash flows from an asset or has entered into a passthrough arrangement, it evaluates if and to what extent it has retained the risks and rewards of ownership. Where it has neither transferred nor retained substantially all of the risks and rewards of the assets, nor transferred control of the assets, the Company continues to recognise the transferred assets to the extent of the Company's continuing involvement. In that case, the Company also recognises an associated liability. The transferred asset and the associated liability are measured on a basis that reflects the rights and obligations that the Company has retained.

Impairment of financial assets

In accordance with IND AS 109, the Company applies expected credit losses (ECL) model for measurement and recognition of impairment loss on the following financial asset and credit risk exposure:

- (a) Financial assets measured at amortized cost e.g. loans, debt securities, deposits, trade receivables and bank balance;
- (b) Financial assets measured at fair value through other comprehensive income(FVTOCI);
- (c) Trade receivables or any contractual right to receive cash or another financial asset that result from transactions that are within the scope of Ind AS 18
- (d) Financial guarantee contracts which are not measured at FVTPL

The Company follows "simplified approach" for recognition of impairment loss allowance on:

- (a) Trade receivables or contract revenue receivables;
- (b) All lease receivables resulting from the transactions within the scope of IND AS 17

The application of simplified approach does not require the Company to track changes in credit risk. Rather, it recognizes impairment loss allowance based on lifetime ECLs at each reporting date, right from its initial recognition.

For recognition of impairment loss on other financial assets and risk exposure, the Company determines whether there has been a significant increase in the credit risk since initial recognition. If credit risk has not increased significantly, 12-month ECL is used to provide for impairment loss. However, if credit risk has increased significantly, lifetime ECL is used. If, in subsequent period, credit quality of the instrument improves such that there is no longer a significant increase in credit risk since initial recognition, then the entity reverts to recognizing impairment loss allowance based on 12- months ECL.

Lifetime ECL are the expected credit losses resulting from all possible default events over the expected life of a financial instrument. The 12-month ECL is a portion of the lifetime ECL which results from default events that are possible within 12 months after the reporting date.

ECL is the difference between all contractual cash flows that are due to the company in accordance with the contract and all the cash flows that the entity expects to receive (i.e., all cash shortfalls), discounted at the original EIR. When estimating the cash flows, an entity is required to consider:

(a) Financial assets measured as at amortised cost, contractual revenue receivables and lease receivables: ECL is presented as an allowance, i.e., as an integral part of the measurement of those assets in the balance sheet. The allowance reduces the net carrying amount. Until the asset meets write-off criteria, the Company does not reduce impairment allowance from the gross carrying amount.

(b) Debt instruments measured at FVTOCI: Since financial assets are already reflected at fair value, impairment allowance is not further reduced from its value.

For assessing increase in credit risk and impairment loss, the Company combines financial instruments on the basis of shared credit risk characteristics with the objective of facilitating an analysis that is designed to enable significant increases in credit risk to be identified on a timely basis.

ii) Financial liabilities:

Initial recognition and measurement

Financial liabilities are classified at initial recognition as financial liabilities at fair value through profit or loss, loans and borrowings, and payables, net of directly attributable transaction costs.

All financial liabilities are recognised initially at fair value and in case of loans, borrowings and payables, net of directly attributable transaction costs.

The Company's financial liabilities include trade and other payables.



Subsequent measurement

The measurement of financial liabilities depends on their classification, as described below:

Trade Payables

These amounts represents liabilities for goods and services provided to the Company prior to the end of financial year which are unpaid. The amounts are unsecured and are usually paid within 120 days of recognition. Trade and other payables are presented as current liabilities unless payment is not due within 12 months after the reporting period. They are recognized initially at fair value and subsequently measured at amortized cost using EIR method.

Loans and borrowings

This is the category most relevant to the Company. After initial recognition, interest-bearing loans and borrowings are subsequently measured at amortized cost using the EIR method. Gains and losses are recognized in statement of profit or loss when the liabilities are derecognised as well as through the EIR amortization process.

Amortised cost is calculated by taking into account any discount or premium on acquisition and fees or costs that are an integral part of the EIR. The EIR amortization is included as finance costs in the statement of profit and loss.

Derecognition


A financial liability is derecognised when the obligation under the liability is discharged or cancelled or expires. When an existing financial liability is replaced by another from the same lender on substantially different terms, or the terms of an existing liability are substantially modified, such an exchange or modification is treated as the derecognition of the original liability and the recognition of a new liability. The difference in the respective carrying amounts is recognized in the Statement of Profit and Loss.

Reclassification of financial assets:

The Company determines classification of financial assets and liabilities on initial recognition. After initial recognition, no reclassification is made for financial assets which are equity instruments and financial liabilities. For financial assets which are debt instruments, a reclassification is made only if there is a change in the business model for managing those assets. Changes to the business model are expected to be infrequent. The Company's senior management determines change in the business model as a result of external or internal changes which are significant to the Company's operations. Such changes are evident to external parties. A change in the business model occurs when the Company either begins or ceases to perform an activity that is significant to its operations. If the Company reclassifies financial assets, it applies the reclassification prospectively from the reclassification date which is the first day of the immediately next reporting period following the change in business model. The Company does not restate any previously recognised gains, losses (including impairment gains or losses) or interest.

The following table shows various reclassifications and how they are accounted for :

Original classification	Revised classification	Accounting treatment
Amortised cost	FVTPL	Fair value is measured at reclassification date. Difference between previous amortized cost and fair value is recognised in statement of profit and loss.
FVTPL	Amortised cost	Fair value at reclassification date become its new gross carrying amount. EIR is calculated based on the new gross carrying amount.
Amortised cost	FVTOCI	Fair value is measured at reclassification date. Difference between previous amortised cost and fair value is recognised in OCI. No change in EIR due to reclassification.
FVTOCI	Amortised cost	Fair value at reclassification date becomes its new amortised cost carrying amount. However, cumulative gain or loss in OCI is adjusted against fair value. Consequently, the asset is measured as if it had always been measured at amortised cost.



BGK INFRASTRUCTURE DEVELOPERS PRIVATE LIMITED
Notes to financial statements for the year ended March 31, 2021

Original classification	Revised classification	Accounting treatment
FVTPL	FVTOCI	Fair value at reclassification date becomes its new carrying amount. No other adjustment is required.
FVTOCI	FVTPL	Assets continue to be measured at fair value. Cumulative gain or loss previously recognized in OCI is reclassified to statement of profit and loss at the reclassification date.

Offsetting of financial instruments:

Financials assets and financial liabilities are offset and the net amount is reported in the balance sheet if there is a currently enforceable legal right to offset the recognized amounts and there is an intention to settle on a net basis, to realize the assets and settle the liabilities simultaneously.

2.08 Taxes

Tax expense for the year comprises of direct tax and indirect tax.

Direct Taxes

a) Current Tax

(i) Current income tax, assets and liabilities are measured at the amount expected to be recovered from or paid to the taxation authorities in accordance with the Income Tax Act, 1961. The tax rates and tax laws used to compute the amount are those that are enacted or substantively enacted, at the reporting date in India as per Income Computation and Disclosure Standards (ICDS) where the Company operates and generates taxable income.

(ii) Current income tax relating to item recognized outside the statement of profit and loss is recognized outside profit or loss (either in other comprehensive income or equity). Current tax items are recognized in correlation to the underlying transactions either in statement of profit and loss or directly in equity. Management periodically evaluates positions taken in the tax returns with respect to situations in which applicable tax regulations are subject to interpretation and establishes provisions where appropriate.

(b) Deferred Tax

Deferred tax is provided using the liability method on temporary differences between the tax bases of assets and liabilities and their carrying amounts for financial reporting purposes at the reporting date.

Deferred tax assets and liabilities are recognized for all deductible temporary differences, the carry forward of unused tax credits and any unused tax losses. Deferred tax assets are recognized to the extent that it is probable that taxable profit will be available against which the deductible temporary differences, and the carry forward of unused tax credits and unused tax losses can be utilized, except:

(a) When the deferred tax asset relating to the deductible temporary difference arises from the initial recognition of an asset or liability in a transaction that is not a business combination and, at the time of the transaction, affects neither the accounting profit nor taxable profit or loss.

(b) In respect of deductible temporary differences associated with investments in subsidiaries, deferred tax assets are recognised only to the extent that it is probable that the temporary differences will reverse in the foreseeable future and taxable profit will be available against which the temporary differences can be utilised.

The carrying amount of deferred tax assets is reviewed at each reporting date and reduced to the extent that it is no longer probable that sufficient taxable profit will be available to allow all or part of the deferred tax asset to be utilized. Unrecognized deferred tax assets are re-assessed at each reporting date and are recognized to the extent that it has become probable that future taxable profits will allow the deferred tax asset to be recovered.

Deferred tax assets and liabilities are measured at the tax rates that are expected to apply in the year when the asset is realized or the liability is settled, based on tax rates (and tax laws) that have been enacted or substantively enacted at the reporting date.

Deferred tax relating to items recognized outside the statement of profit and loss is recognized outside the statement of profit and loss (either in other comprehensive income or in equity). Deferred tax items are recognized in correlation to the underlying transaction either in OCI or direct in equity.



Deferred Tax includes Minimum Alternate Tax (MAT) recognizes MAT credit available as an asset only to the extent that there is convincing evidence that the Company will pay normal income tax during the specified period, i.e. the period for which MAT credit is allowed to be carried forward. The Company reviews the "MAT credit entitlement" asset at each reporting date and writes down the asset to the extent the Company does not have convincing evidence that it will pay normal tax during the specified period.

Deferred tax assets and deferred tax liabilities are offset if a legally enforceable right exists to set off current tax assets against current tax liabilities and the deferred taxes relate to the same taxable entity and the same taxation authority.

Indirect Taxes

Goods and Service Tax has been accounted for in respect of the goods cleared. The Company is providing Goods and Service tax liability in respect of finished goods. GST has been also accounted for in respect of services rendered.(w.e.f. 1st July, 2017 GST has been implemented. All the taxes like Excise Duty, Value Added Tax, etc. are subsumed in Goods and Service Tax.)

2.09 Revenue Recognition

Revenue is measured at the fair value of the consideration received or receivable, taking into account contractually defined terms of payment and excluding taxes or duties collected on behalf of the government. Revenue is recognized to the extent that it is probable that the economic benefits will flow to the Company and the revenue can be reliably measured, regardless of when the payment is being made. Amounts disclosed are net of returns, trade discounts, rebates and amount collected on behalf of third parties.

The Company assesses its revenue arrangements against specific criteria in order to determine if it is acting as principal or agent. The Company has concluded that it is acting as a principal in all of its revenue arrangements since it is the primary obligor in all the revenue arrangements as it has pricing latitude and is also exposed to inventory and credit risks. The specific recognition criteria described below must also be met before revenue is recognized:

a) Sale of goods

Revenue from sale of goods is recognised at the point in time when control of the goods is transferred to the customer, generally on delivery of the goods and there are no unfulfilled obligations.

The Company considers, whether there are other promises in the contract in which there are separate performance obligations, to which a portion of the transaction price needs to be allocated. In determining the transaction price for the sale of goods, the Company allocates a portion of the transaction price to different performance obligations goods bases on its relative standalone prices and also considers the following:-

i) Variable Consideration:

The Company recognizes revenue from the sale of goods measured at the fair value of the consideration received or receivable, net of returns and allowances, trade discounts and volume rebates. If the consideration in a contract includes a variable amount, the Company estimates the amount of consideration to which it will be entitled in exchange for transferring the goods to the customer. The variable consideration is estimated at contract inception and constrained until it is highly probable that a significant revenue reversal in the amount of cumulative revenue recognised will not occur when the associated uncertainty with the variable consideration is subsequently resolved.

(ii) Significant Financing Components

In respect of short-term advances from its customers, using the practical expedient in Ind AS 115, the Company does not adjust the promised amount of consideration for the effects of a significant financing component if it expects, at contract inception, that the period between the transfer of the promised good or service to the customer and when the customer pays for that good or service will be within normal operating cycle. In respect of long term contracts, the transaction price for these contracts is discounted, using the interest rate implicit in the contract (i.e., the interest rate that discounts the cash selling price of the equipment to the amount paid in advance).

b) Sale of services

Revenue from Clearing and Forwarding services are recognised to the extent that it is probable that the economic benefits will flow to the Company and the revenue can be reliably measured and there exists no significant uncertainty with regard to collection of the same. The Company collects goods and service tax (GST) on behalf of the Government and, therefore, these are not economic benefits flowing to the Company and hence are excluded from revenue.

Revenue from contracts with customers is recognised when control of the goods or services are transferred to the customer at an amount that reflects the consideration to which the Group expects to be entitled in exchange for those goods or services.



[Handwritten signature]

[Handwritten signature]

BGK INFRASTRUCTURE DEVELOPERS PRIVATE LIMITED
Notes to financial statements for the year ended March 31, 2021

i) Variable Consideration:

If the consideration in a contract includes a variable amount, the Company estimates the amount of consideration to which it will be entitled in exchange for transferring the goods to the customer. The variable consideration is estimated at contract inception and constrained until it is highly probable that a significant revenue reversal in the amount of cumulative revenue recognised will not occur when the associated uncertainty with the variable consideration is subsequently resolved. Some contracts for the sale of electronics equipment provide customers with a right of return and volume rebates. The rights of return and volume rebates give rise to variable consideration.

ii) Contract Assets:

A contract asset is the right to consideration in exchange for goods or services transferred to the customer. If the Company performs by transferring goods or services to a customer before the customer pays consideration or before payment is due, a contract asset is recognised for the earned consideration that is conditional.

A receivable represents the Company's right to an amount of consideration that is unconditional (i.e., only the passage of time is required before payment of the consideration is due).

c) Warehouse Income

Warehouse income is recognised to the extent due under the terms of lease or agreements / arrangements entered with the concerned parties and there exists no significant uncertainty with regard to collection of the same.

d) Interest

Interest income is recognised on a time proportion basis taking into account the amount outstanding and the applicable interest rates.

2.10 Non-current assets held for sale

The Company classifies non-current assets as held for sale if their carrying amounts will be recovered principally through a sale rather than through continuing use and the sale is considered highly probable. Such non-current assets classified as held for sale are measured at the lower of their carrying amount and fair value less costs to sell. Any expected loss is recognized immediately in the statement of profit and loss.

The criteria for held for sale classification is regarded as met only when the assets is available for immediate sale in its present condition, subject only to terms that are usual and customary for sales of such assets, its sale is highly probable; and it will genuinely be sold. The Company treats sale of the asset to be highly probable when:

- i) The appropriate level of management is committed to a plan to sell the asset
- ii) An active programme to locate a buyer and complete the plan has been initiated (if applicable)
- iii) The asset is being actively marketed for sale at a price that is reasonable in relation to its current fair value
- iv) The sale is expected to qualify for recognition as a completed sale within one year from the date of classification, and
- v) Actions required to complete the plan indicate that it is unlikely that significant changes to the plan will be made or that the plan will be withdrawn

The criteria for held for sale classification is regarded as met only when the sale is highly probable and the asset is available for immediate sale in its present condition and the assets must have actively marketed for sale at a price that is reasonable in relation to its current fair value. Actions required to complete the sale should indicate that it is unlikely that significant changes to the plan to sale these assets will be made. Management must be committed to the sale, which should be expected to qualify for recognition as a completed sale within one year from the date of classification.

Property, plant and equipment and intangible assets once classified as held for sale are not depreciated or amortized. Assets and liabilities classified as held for sale are presented separately as current items in the balance sheet.

2.11 Retirement and other Employee benefits

Short-term employee benefits and defined contribution plans

All employee benefits payable/ available within twelve months of rendering the services are classified as short-term employee benefits. Benefits such as salaries, wages and bonus etc. are recognised in the Statement of Profit and Loss in the period in which the employee renders the related services.



Provident fund

Retirement benefit in the form of provident fund is a defined contribution scheme. The Company has no obligation, other than the contribution payable to the provident fund. The Company recognizes contribution payable to the provident fund scheme as an expense, when an employee renders the related services. If the contribution payable to scheme for service received before the balance sheet date exceeds the contribution already paid, the deficit payable to the scheme is recognized as a liability after deducting the contribution already paid. If the contribution already paid exceeds the contribution due for services received before the balance sheet date, then excesses recognized as an asset to the extent that the prepayment will lead to, for example, a reduction in future payment or a cash refund.

Gratuity (Unfunded)

Gratuity is a defined benefit scheme. The cost of providing benefits under the defined benefit plan is determined using the projected unit credit method.

The Company recognises termination benefit as a liability and an expense when the Company has present obligation as a result of past events, it is probable that an outflow of resources embodying economic benefits will be required to settle the obligation and a reliable estimate can be made of the amount of the obligation. If the termination benefits fall due more than 12 months after the balance sheet date, they are measured at present value of future cash flows using the discount rate determined by reference to market yields at the balance sheet date on governments bonds.

Re-measurements, comprising of actuarial gains and losses, the effect of the asset ceiling, excluding amounts included in net interest on the net defined benefit liability and the return on the planned assets (excluding amounts included in net interest on the net defined benefit liability), are recognised immediately in the balance sheet with a corresponding debit or credit to retained earnings through OCI in the period in which they occur. Re-measurements are not reclassified to profit or loss in subsequent periods.

Past service costs are recognised in profit or loss on the earlier of :

- (a) The date of the plan amendment or curtailment, and
- (b) The date that the Company recognises related restructuring cost

Net interest is calculated by applying the discount rate to the net defined benefit liability or asset.

The Company recognises the following changes in the net defined benefit obligation as an expense in the Statement of Profit and Loss:

- (a) Service costs comprising current service costs, past service costs, gains and losses on curtailments, and
- (b) Net interest expenses or income

Compensated Absences


Accumulated leave, which is expected to be utilised within next 12 months, is treated as short term employee benefit. The Company measures the expected cost of such absences as the additional amount that it expects to pay as a result of the unused entitlement that has accumulated at the reporting date.

The Company treats accumulated leave expected to be carried forward beyond 12 months, as long-term employee benefit for measurement purposes. Such long-term compensated absences are provided for based on the actuarial valuation using the projected unit credit method at the period end. Re-measurement, comprising of actuarial gains and losses, are immediately taken to the Statement of Profit and Loss and are not deferred. The Company presents the leave as a current liability in the balance sheet to the extent it does not have an unconditional right to defer its settlement for 12 months after the reporting date. Where Company has the unconditional legal and contractual right to defer the settlement for a period beyond 12 months, the same is presented as non-current liability.

2.12 Earnings Per Share

Basic earnings per share are calculated by dividing the net profit or loss for the period attributable to equity shareholders by the weighted average number of equity shares outstanding during the period.

Diluted EPS amounts are calculated by dividing the profit attributable to equity holders of the Company after adjusting impact of dilution shares by the weighted average number of equity shares outstanding during the year plus the weighted average number of equity shares that would be issued on conversion of all the dilutive potential equity shares into equity shares.



BGK INFRASTRUCTURE DEVELOPERS PRIVATE LIMITED
Notes to financial statements for the year ended March 31, 2021

2.13 Borrowing Costs

Borrowing costs, if any, directly attributable to the acquisition, construction or production of an asset that necessarily takes a substantial period of time to get ready for its intended use or sale are capitalized as part of the cost of the respective asset. All other borrowing costs are recognized as expense in the period in which they occur.

Borrowing cost includes interest and other costs incurred in connection with the borrowing of funds and charged to Statement of Profit & Loss on the basis of effective interest rate (EIR) method. Borrowing cost also includes exchange differences to the extent regarded as an adjustment to the borrowing cost.

2.14 Impairment of non- financial Assets

The Company assesses, at each reporting date, whether there is an indication that an asset may be impaired. If any indication exists, or when annual impairment testing for an asset is required, the Company estimates the asset's recoverable amount. An asset's recoverable amount is the higher of an asset's or cash-generating unit's (CGU) fair value less costs of disposal and its value in use. Recoverable amount is determined for an individual asset, unless the asset does not generate cash inflows that are largely independent of those from other assets or Company's of assets. Where the carrying amount of an asset or CGU exceeds its recoverable amount, the asset is considered impaired and is written down to its recoverable amount.

In assessing value in use, the estimated future cash flows are discounted to their present value using a pre-tax discount rate that reflects current market assessments of the time value of money and the risks specific to the asset. In determining fair value less costs of disposal, recent market transactions are taken into account, if available. If no such transactions can be identified, an appropriate valuation model is used. These calculations are corroborated by valuation multiples, quoted share prices for publicly traded companies or other available fair value indicators.

Impairment losses including impairment on inventories, are recognized in the statement of profit and loss. After impairment, depreciation is provided on the revised carrying amount of the asset over its remaining useful life.

Non-financial assets other than goodwill that suffered an impairment are reviewed for possible reversal of the impairment at the end of each reporting period.

An assessment is made at each reporting date to determine whether there is an indication that previously recognised impairment losses no longer exist or have decreased. If such indication exists, the Company estimates the asset's or CGU's recoverable amount. A previously recognised impairment loss is reversed only if there has been a change in the assumptions used to determine the asset's recoverable amount since the last impairment loss was recognised. The reversal is limited so that the carrying amount of the asset does not exceed its recoverable amount, nor exceed the carrying amount that would have been determined, net of depreciation, had no impairment loss been recognised for the asset in prior years. Such reversal is recognised in the statement of profit and loss.

2.15 Segment accounting

Based on "Management Approach" as defined in Ind AS 108- Operating Segments, the executive Management Committee evaluates the Company's performance and allocates the resources based on an analysis of various performance indicators by business segments.

The Company prepares its segment information in conformity with the accounting policies adopted for preparing and presenting the financial statements of the Company as a whole.

2.16 Foreign currencies

The Company's financial statements are presented in Indian rupee (INR) which is also the Company's functional and presentation currency. Items included in the financial statements are measured using the currency of the primary economic environment in which the entity operates ('the functional currency').

Foreign currency transactions are recorded on initial recognition in the functional currency, using the exchange rate prevailing at the date of the transaction.

Measurement of foreign currency items at the balance sheet date



BGK INFRASTRUCTURE DEVELOPERS PRIVATE LIMITED
Notes to financial statements for the year ended March 31, 2021

Non-monetary items that are measured in terms of historical cost in a foreign currency are translated using the exchange rates at the dates of the initial transactions. Non-monetary items measured at fair value in a foreign currency are translated using the exchange rates at the date when the fair value is determined. The gain or loss arising on translation of non-monetary items measured at fair value is treated in line with the recognition of the gain or loss on the change in fair value of the item (i.e., translation differences on items whose fair value gain or loss is recognized in OCI or profit or loss are also recognized in OCI or profit or loss, respectively).

Exchange differences

Exchange differences arising on settlement or translation of monetary items are recognized as income or expense in the statement of profit and loss in the period in which they arise.

2.17 Leases

The Company assesses at contract inception whether a contract is, or contains, a lease. That is, if the contract conveys the right to control the use of an identified asset for a period of time in exchange for consideration.

Company as a lessee

The Company applies a single recognition and measurement approach for all leases, except for short-term leases and leases of low-value assets. The Company recognises lease liabilities to make lease payments and right-of-use assets representing the right to use the underlying assets.

(a) Right-of-use assets

The Company recognises right-of-use assets at the commencement date of the lease (i.e., the date the underlying asset is available for use). Right-of-use assets are measured at cost, less any accumulated depreciation and impairment losses, and adjusted for any remeasurement of lease liabilities. The cost of right-of-use assets includes the amount of lease liabilities recognised, initial direct costs incurred, and lease payments made at or before the commencement date less any lease incentives received. Right-of-use assets are depreciated on a straight-line basis over the shorter of the lease term and the estimated useful lives of the building (i.e. 30 and 60 years)

If ownership of the leased asset transfers to the Company at the end of the lease term or the cost reflects the exercise of a purchase option, depreciation is calculated using the estimated useful life of the asset. The right-of-use assets are also subject to impairment. Refer to the accounting policies in section 'Impairment of non-financial assets'.

(b) Lease Liabilities

At the commencement date of the lease, the Company recognises lease liabilities measured at the present value of lease payments to be made over the lease term. The lease payments include fixed payments (including in substance fixed payments) less any lease incentives receivable, variable lease payments that depend on an index or a rate, and amounts expected to be paid under residual value guarantees. The lease payments also include the exercise price of a purchase option reasonably certain to be exercised by the Company and payments of penalties for terminating the lease, if the lease term reflects the Company exercising the option to terminate. Variable lease payments that do not depend on an index or a rate are recognised as expenses (unless they are incurred to produce inventories) in the period in which the event or condition that triggers the payment occurs.

In calculating the present value of lease payments, the Company uses its incremental borrowing rate at the lease commencement date because the interest rate implicit in the lease is not readily determinable. After the commencement date, the amount of lease liabilities is increased to reflect the accretion of interest and reduced for the lease payments made. In addition, the carrying amount of lease liabilities is remeasured if there is a modification, a change in the lease term, a change in the lease payments (e.g., changes to future payments resulting from a change in an index or rate used to determine such lease payments) or a change in the assessment of an option to purchase the underlying asset.

(c) Short-term leases and leases of low-value assets

The Company applies the short-term lease recognition exemption to its short-term leases (i.e., those leases that have a lease term of 12 months or less from the commencement date and do not contain a purchase option). It also applies the lease of low-value assets recognition exemption to leases that are considered to be low value. Lease payments on short-term leases and leases of low-value assets are recognised as expense on a straight-line basis over the lease term.

Company as a lessor



BGK INFRASTRUCTURE DEVELOPERS PRIVATE LIMITED
Notes to financial statements for the year ended March 31, 2021

Leases for which the Company is a lessor is classified as finance or operating lease. Leases in which the Company does not transfer substantially all the risks and rewards incidental to ownership of an asset are classified as operating leases. Rental income arising is accounted for on a straight-line basis over the lease terms. Initial direct costs incurred in negotiating and arranging an operating lease are added to the carrying amount of the leased asset and recognised over the lease term on the same basis as rental income. Contingent rents are recognised as revenue in the period in which they are earned.

2.18 Government Grants

Government Grants are recognized at their fair value when there is reasonable assurance that the grant will be received and all the attached conditions will be complied with.

When the grant relates to an expense item, it is recognized as income on a systematic basis over the periods that the related costs, for which it is intended to compensate, are expensed. When the grant relates to an asset, it is recognized as income in equal amounts over the expected useful life of the related asset.

When the Company receives grants of non-monetary assets, the asset and grant are recorded at fair value amounts and released to profit or loss over the expected useful life in a pattern of consumption of the benefit of the underlying asset.

2.19 Fair Value Measurement

The Company measures financial instruments at fair value at each balance sheet date.

Fair value is the price that would be received to sell an asset or paid to transfer a liability in an orderly transaction between market participants at the measurement date. The fair value measurement is based on the presumption that the transaction to sell the asset or transfer the liability takes place either:

- (i) In the principal market for asset or liability, or
- (ii) In the absence of a principal market, in the most advantageous market for the asset or liability.

The principal or the most advantageous market must be accessible by the Company.

The fair value of an asset or liability is measured using the assumptions that market participants would use when pricing the asset or liability, assuming that market participants act in their economic best interest.

A fair value measurement of a non-financial asset takes into account a market participant's ability to generate economic benefits by using the asset in its highest and best use or by selling it to another market participant that would use the asset in its highest and best use.

The Company uses valuation techniques that are appropriate in the circumstances and for which sufficient data are available to measure fair value, maximising the use of relevant observable inputs and minimizing the use of unobservable inputs.

All assets and liabilities for which fair value is measured or disclosed in the financial statements are categorized within the fair value hierarchy, described as follows, based on the lowest level input that is significant to the fair value measurement as a whole:

Level 1- Quoted(unadjusted) market prices in active markets for identical assets or liabilities

Level 2- Valuation techniques for which the lowest level input that is significant to the fair value measurement is directly or indirectly observable

Level 3- Valuation techniques for which the lowest level input that is significant to the fair value measurement is unobservable

For assets and liabilities that are recognized in the financial statements on a recurring basis, the Company determines whether transfers have occurred between levels in the hierarchy by re-assessing categorization (based on the lowest level input that is significant to fair value measurement as a whole) at the end of each reporting period.

For the purpose of fair value disclosures, the Company has determined classes of assets and liabilities on the basis of the nature, characteristics and risks of the asset or liability and the level of the fair value hierarchy as explained above.



2.20 Estimates and assumptions

The key assumptions concerning the future and other key sources of estimation uncertainty at the reporting date, that have a significant risk of causing a material adjustment to the carrying amounts of assets and liabilities within the next financial year, are described below. The Company based its assumptions and estimates on parameters available when the financial statements were prepared. Existing circumstances and assumptions about future developments, however, may change due to market changes or circumstances arising beyond the control of the Company. Such changes are reflected in the assumptions when they occur.

Judgments

In the process of applying the Company's accounting policies, management has made the following judgments, which have the most significant effect on the amounts recognized in the financial statements.

a) Revenue from contracts with customers

The Company applied the following judgements that significantly affect the determination of the amount and timing of revenue from contracts with customers:

Determining method to estimate variable consideration and assessing the constraint

In estimating the variable consideration, the Company is required to use either the expected value method or the most likely amount method based on which method better predicts the amount of consideration to which it will be entitled. The Company determined that the expected value method is the appropriate method to use in estimating the variable consideration for revenue from operation, given the large number of customer contracts that have similar characteristics. Before including any amount of variable consideration in the transaction price, the Company considers whether the amount of variable consideration is constrained. The Company determined that the estimates of variable consideration are not constrained based on its historical experience, business forecast and the current economic conditions. In addition, the uncertainty on the variable consideration will be resolved within a short time frame.

a) Gratuity benefit

The cost of defined benefit plans (i.e. Gratuity benefit) is determined using actuarial valuations. An actuarial valuation involves making various assumptions which may differ from actual developments in the future. These include the determination of the discount rate, future salary increases, mortality rates and future pension increases. Due to the complexity of the valuation, the underlying assumptions and its long-term nature, a defined benefit obligation is highly sensitive to changes in these assumptions. All assumptions are reviewed at each reporting date. In determining the appropriate discount rate, management considers the interest rates of long term government bonds with extrapolated maturity corresponding to the expected duration of the defined benefit obligation. The mortality rate is based on publicly available mortality tables for the specific countries. Future salary increases and pension increases are based on expected future inflation rates for the respective countries. Further details about the assumptions used, including a sensitivity analysis, are given in note no.26(5).

b) Fair value measurement of financial instrument

When the fair value of financial assets and financial liabilities recorded in the balance sheet cannot be measured based on quoted prices in active markets, their fair value is measured using valuation techniques including the Discounted Cash Flow (DCF) model. The inputs to these models are taken from observable markets where possible, but where this is not feasible, a degree of judgment is required in establishing fair values. Judgments include considerations of inputs such as liquidity risk, credit risk and volatility. Changes in assumptions about these factors could affect the reported fair value of financial instruments.

c) Impairment of Financial assets

The impairment provisions of financial assets are based on assumptions about risk of default and expected loss rates. The Company uses judgment in making these assumptions and selecting the inputs to the impairment calculation, based on Company's past history, existing market conditions as well as forward looking estimates at the end of each reporting period.

d) Impairment of non-Financial assets

The Company assesses at each reporting date whether there is an indication that an asset may be impaired. If any indication exists, or when annual impairment testing for an asset is required, the Company estimates the asset's recoverable amount. An asset's recoverable amount is the higher of an asset's CGU'S fair value less cost of disposal and its value in use. It is determined for an individual asset, unless the asset does not generate cash inflows that are largely independent of those from other assets or Company's of assets. Where the carrying amount of an asset or CGU exceeds its recoverable amount, the asset is considered impaired and is written down to its recoverable amount.



BGK INFRASTRUCTURE DEVELOPERS PRIVATE LIMITED
Notes to financial statements for the year ended March 31, 2021

In assessing value in use, the estimated future cash flows are discounted to their present value using a pre-tax discount rate that reflects current market assessments of the time value of money and the risks specific to the asset. In determining fair value less costs of disposal, recent market transactions are taken into account. If no such transactions can be identified, an appropriate valuation model is used. These calculations are corroborated by valuation multiples, or other fair value indicators.

(i) COVID-19 Impact on Estimates, Judgements, Revenue & Financial instruments

i) Estimation of uncertainties relating to the global health pandemic from COVID-19 (COVID-19):-

The Company has assessed the possible effects that may result from the pandemic relating to COVID-19 on the carrying amounts of Receivables, Inventories and other assets / liabilities. In developing the assumptions relating to the possible future uncertainties in the global economic conditions because of this pandemic, the Company, as at the date of approval of these financial results has used internal and external sources of Information. As on current date, the Company has concluded that the impact of COVID - 19 is not material based on these estimates. Due to the nature of the pandemic, the Company will continue to monitor developments to identify significant uncertainties in future periods, if any. The impact of COVID-19 on the Company's financial statements may differ from that estimated as at the date of approval of these financial statements.

ii) Loss allowance for receivables and unbilled revenues:-

The Company determines the allowance for credit losses based on historical loss experience adjusted to reflect current and estimated future economic conditions. The Company considered current and anticipated future economic conditions relating to industries the company deals with and the countries where it operates. In calculating expected credit loss, the Company has also considered credit reports and other related credit information for its customers to estimate the probability of default in future and has taken into account estimates of possible effect from the pandemic relating to COVID -19.

iii) Revenue from Operations:-

The Company has evaluated the impact of COVID - 19 resulting from (i) the possibility of constraints to render services which may require revision of estimations of costs to complete the contract because of additional efforts;(ii) onerous obligations;(iii) penalties relating to breaches of service level agreements, and (iv) termination or deferment of contracts by customers. The Company has concluded that the impact of COVID - 19 is not material based on these estimates. Due to the nature of the pandemic, the Company will continue to monitor developments to identify significant uncertainties relating to revenue in future periods.

2.21 Cash and Cash Equivalents

Cash and cash equivalents in the balance sheet comprise cash at banks and on hand and short-term deposits with an original maturity of three months or less, which are subject to insignificant risk of changes in value.

For the purpose of statement of cash flow, cash & cash equivalents consists of cash and short term deposits as defined above, net of outstanding bank overdrafts as they are considered as integral part of Company's cash management.

2.22 Standards issued but not effective

There are no standards that are issued but not yet effective on March 31, 2021



Handwritten signature in blue ink above a circular blue ink stamp. The stamp contains the text 'BGK INFRASTRUCTURE DEVELOPERS LTD. New Delhi'.

B.G.K. INFRASTRUCTURE DEVELOPERS PRIVATE LIMITED
Notes to financial statements for the year ended March 31, 2021

3 Property, plant and equipments

Particulars	GROSS BLOCK				ACCUMULATED DEPRECIATION				NET CARRYING AMOUNT	
	As at 01 April 2020 (Rs.'Lakhs)	Additions (Rs.'Lakhs)	Disposal / Adjustments (Rs.'Lakhs)	As at 31 March 2021 (Rs.'Lakhs)	As at 01 April 2020 (Rs.'Lakhs)	For the Year (Rs.'Lakhs)	Disposal / Adjustments (Rs.'Lakhs)	As at 31 March 2021 (Rs.'Lakhs)	As at 31 March 2021 (Rs.'Lakhs)	As at 31 March 2020 (Rs.'Lakhs)
	1 Land leasehold	290.82	-	-	290.82	30.35	3.06	-	33.41	257.41
2 Warehouse buildings	2,095.79	-	-	2,095.79	350.98	64.85	-	415.83	1,679.96	1,744.81
3 Roads	159.93	-	-	159.93	151.93	-	-	151.93	8.00	8.00
4 Plant and machinery	113.75	-	-	113.75	38.70	7.20	-	45.90	67.85	75.05
5 Furniture and fittings	2.77	-	0.71	2.06	1.00	0.21	0.47	0.74	1.32	1.77
6 Vehicles	0.95	-	0.40	0.55	0.37	0.05	0.07	0.35	0.20	0.58
7 Computers	4.14	-	2.20	1.94	3.94	-	2.09	1.85	0.09	0.20
8 Electrical Installations	33.17	-	-	33.17	17.38	3.15	-	20.53	12.64	15.78
9 Office Equipments	8.80	0.27	3.31	5.76	7.10	0.50	2.99	4.61	1.15	1.71
10 Fire fighting system	94.19	-	-	94.19	31.84	5.97	-	37.81	56.38	62.35
Total as at March 31, 2021	2,804.31	0.27	6.62	2,797.96	633.59	84.99	5.62	712.96	2,085.00	2,170.72
Total as at March 31, 2020	2,901.07	1.64	98.40	2,804.31	525.91	107.68	-	633.59	2,170.72	2,375.16
Capital work in progress										
Building under construction (refer note vii below)	54.07	-	1.32	52.75	-	-	-	-	52.75	54.07
Preoperative expenses (refer note viii below)	9.05	-	-	9.05	-	-	-	-	9.05	9.05
Total as at March 31, 2021	63.12	-	1.32	61.80	-	-	-	-	61.80	63.12
Total as at March 31, 2020	83.78	-	20.66	63.12	-	-	-	-	63.12	83.78

Notes :-

- Depreciation has been provided on straight line method (SLM) on rates and manner as per schedule - II of the Company's Act, 2013. [refer accounting policies 2.05]
- Depreciation of Rs.Nil (Previous year Rs. 0.15 Lakhs) is belonging to discontinued operations. [refer note no: 26(7)]
- Leasehold land with renewal rights has been classified as Property, Plant and Equipment and amortised over the period of lease on Straight Line basis.
- Freehold land in Bihar is lying unused. The Company has retired the said land from intended use and classified as held for sale (refer note no: 10). Accordingly a sum of Rs. 119.07 Lakhs has been transferred to assets held for sale. The details are as under:

Land freehold	98.40 Lakhs
Capital work in progress	13.46 Lakhs
Building under construction	7.21 Lakhs
Preoperative expenses	
Total	119.06 Lakhs

- Impairment losses recognised in profit or loss in accordance with the Ind AS 36 are Rs.Nil (Previous year Rs.Nil).
- Property, plant and equipment secured with bankers are as under (Refer note no. 13.1):-
 - Exclusive charge on all movable fixed assets of the Company.
 - Equitable mortgage on property situated at Plot B - 14, Additional Yavatmal Industrial Area, Distt, Yavatmal, Maharashtra.
 - Equitable mortgage on property situated at Plot No. X - 1, C.G.C. Akola Industrial Area, Dist Akola, Maharashtra.
 - Equitable mortgage on property situated at Plot No X - 1, Washim (G.C.) Industrial Area, Dist Washim, Maharashtra.
- Capital work in progress includes building under construction with material cost (unsecured, considered good) of Rs.52.75 Lakhs (Previous year Rs.54.07 Lakhs).
- The amount of expenditure recognised in the carrying amount of an item of property, plant and equipment in the course of its construction are Rs.Nil (previous year Rs.Nil)
- The amount of contractual commitments for the acquisition of Property, plant and equipment are Rs.Nil (previous year Rs.Nil) (refer note no: 25)



B.G.K. INFRASTRUCTURE DEVELOPERS PRIVATE LIMITED
Notes to financial statements for the year ended March 31, 2021

4 Intangible assets

Particulars	GROSS BLOCK			ACCUMULATED DEPRECIATION			NET CARRYING AMOUNT		
	As at 01 April 2020 (Rs.'Lakhs)	Additions (Rs.'Lakhs)	Disposal / Adjustments (Rs.'Lakhs)	As at 31 March 2021 (Rs.'Lakhs)	As at 01 April 2020 (Rs.'Lakhs)	For the Year For the Year (Rs.'Lakhs)	Disposal / Adjustments (Rs.'Lakhs)	As at 31 March 2021 (Rs.'Lakhs)	As at 31 March 2020 (Rs.'Lakhs)
1 Computer softwares	3.51	-	0.24	3.27	2.08	0.82	0.24	0.61	1.43
2 Right to use Assets (Buildings)	42.50	-	42.50	-	18.69	6.15	24.84	-	23.81
Total as at March 31, 2021	46.01	-	42.74	3.27	20.77	6.97	25.08	0.61	25.24
Total as at March 31, 2020	3.51	42.50	-	46.01	1.25	19.52	-	25.24	2.26

Notes: -

- (i) Computer Softwares with finite useful lives are amortized on a straight line basis over their estimated useful life of 4 years.
- (ii) Right to use Assets represent properties taken on lease for warehouses and offices and accounted for in accordance with principles of IndAS-116 "Leases" (refer note no 26(2))
- (iii) **Impairment Charges**
Refer accounting policy 2.06 for impairment and amortization of intangible assets.



B.G.K. INFRASTRUCTURE DEVELOPERS PRIVATE LIMITED
Notes to financial statements for the year ended March 31, 2021

	As at 31 March 2021 (Rs.'Lakhs)	As at 31 March 2020 (Rs.'Lakhs)
5 NON-CURRENT FINANCIAL ASSETS		
5.1 OTHER NON-CURRENT FINANCIAL ASSETS		
At amortised cost (Unsecured, considered good)		
Security deposits	0.93	0.93
Subsidy deposit (refer note no.: 26(3))	297.39	297.39
	<u>298.32</u>	<u>298.32</u>
Notes:		
(i) Security deposits includes deposits with electricity and water departments.		
6 OTHER NON- CURRENT ASSETS		
(Unsecured, considered good)		
Deposits with Statutory/ Government authorities	10.00	15.00
	<u>10.00</u>	<u>15.00</u>
Notes:		
(i) No amounts are due from directors or other officers of the company either severally or jointly with any other person. No amounts are due from firms or private companies respectively in which any director is a partner, a director or a member.		
(ii) Deposits with Statutory/ Government authorities includes deposits with Vishakhapatnam Port Trust and other miscellaneous deposits with government authorities.		
7 CURRENT FINANCIAL ASSETS		
7.1 TRADE RECEIVABLES		
Trade receivables considered good - Secured	-	-
Trade receivables considered good - Unsecured	38.23	222.65
Trade Receivables which have significant increase in credit risk	-	-
Trade Receivables - credit impaired	-	-
Trade receivables (gross)	38.23	222.65
Less: Impairment allowance for trade receivables considered doubtful	-	-
	<u>38.23</u>	<u>222.65</u>
Notes:		
(i) Trade receivables are usually non-interest bearing and are on trade terms of 10 to 45 days.		
(ii) No trade receivables are due from directors or other officers of the company either severally or jointly with any other person. Trade receivables due from firms or private companies respectively in which any director is a partner, a director or a member are as under:		
Tinna Trade Limited (the Holding Company upto 30-Mar-21)	-	67.93
Tinna Rubber and Infrastructure Limited	-	32.63
Shree Shubham Logistics Ltd.	4.53	6.90
T P Buildtech Private Limited	-	1.52
Fratelli Wines Private Limited	0.70	0.79
	<u>5.23</u>	<u>109.77</u>
(iii) The movement in impairment allowance as per ECL model is as under:		
Balance as at beginning of the year	-	-
Impairment allowance during the year	-	-
Balance as at end of the year	<u>-</u>	<u>-</u>
7.2 CASH AND CASH EQUIVALENTS		
Balances with banks		
Current accounts	21.86	26.55
Fixed deposits accounts with original maturity less than 3 months	55.06	-
Cash on hand	0.21	0.19
	<u>77.13</u>	<u>26.74</u>
Note:		
(i) There are no restrictions with regard to cash and cash equivalents as at the end of the reporting period and prior periods.		
(ii) Depending on immediate cash requirements of the Company, the short term deposits for varying period upto 3 months were classified as cash and cash equivalent		



B.G.K. INFRASTRUCTURE DEVELOPERS PRIVATE LIMITED
Notes to financial statements for the year ended March 31, 2021

	As at 31 March 2021 (Rs.'Lakhs)	As at 31 March 2020 (Rs.'Lakhs)
7.3 OTHER BANK BALANCES		
Fixed deposits with banks under lien with Government authorities having a original maturity period of more than twelve months	1.23	2.33
Fixed deposits pledged with bank against borrowings having a original maturity period of more than twelve months	85.32	80.81
	<u>86.55</u>	<u>83.14</u>
Notes:		
(i) The deposits maintained by the Company with banks comprises of time deposits made of varying periods between three months to twelve months and earn interest at the respective short term deposit rates.		
(ii) Fixed deposits with original maturity period of more than twelve months but remaining maturity of less than twelve months have been disclosed under other bank balances.		
7.4 OTHER CURRENT FINANCIAL ASSETS		
Unsecured, considered good, unless otherwise stated (at amortised cost)		
Security deposits*	0.25	3.95
Other receivables**	-	5.10
	<u>0.25</u>	<u>9.05</u>
Notes:		
* Security deposits includes deposits with service providers for container liner, office rent and others.		
** Other receivables includes receivable from creditors and others		
8 CURRENT TAX ASSETS (NET)		
Tax deducted at source (TDS)	22.45	40.97
	<u>22.45</u>	<u>40.97</u>
9 OTHER CURRENT ASSETS		
(Unsecured, considered good)		
Income tax refund due	48.71	23.73
Others		
Prepaid expenses	1.97	1.28
Balance with Statutory / Government authorities	8.36	11.50
Other advances	0.52	10.46
	<u>59.56</u>	<u>46.97</u>
Notes:		
(i) No amounts are due to directors or other officers of the Company or any of them either severally or jointly with any other person. No amounts are due to firms or private Companies respectively in which any director is a partner or a director or a member.		
(ii) Balance with Statutory / Government authorities are in respect of balance in GST account receivable.		
(iii) Other advances include outstanding balance in advance for purchase of traded goods, and advance with staff, port, CHD and custom departments.		
10 ASSET CLASSIFIED AS HELD FOR SALE		
(Property plant and equipment)		
Asset retired from intended use (refer note below)	119.07	119.07
	<u>119.07</u>	<u>119.07</u>
Note:		
The Company classified certain assets retired from intended use and held for sale recognised and measured in accordance with Indian Accounting Standard 105 on "Non Current Asset Held for Sale and Discontinued Operations" at lower of its carrying amount and fair value. The Company expects to complete the sale by July 31, 2021 by selling it.		



B.G.K. INFRASTRUCTURE DEVELOPERS PRIVATE LIMITED
Notes to financial statements for the year ended March 31, 2021

	As at 31-Mar-21 (Rs.'Lakhs)	As at 31-Mar-20 (Rs.'Lakhs)
--	-----------------------------------	-----------------------------------

11 EQUITY SHARE CAPITAL

a) Authorized

150,00,000 equity shares of Rs.10/- each (previous year 150,00,000 equity shares of Rs.10/- each) 1,500.00 1,500.00

Issued, subscribed and fully paid up

1,39,72,300 equity shares of Rs.10/- each (previous year 1,39,72,300 equity shares of Rs.10/- each) 1,397.23 1,397.23

b) Reconciliation of the shares outstanding at the beginning and at the end of the year

	March 31, 2021		March 31, 2020	
	No. of shares	(Rs.'Lakhs)	No. of shares	(Rs.'Lakhs)
At the beginning of the year	1,39,72,300	1,397.23	1,39,72,300	1,397.23
Add: Issued during the year	-	-	-	-
At the end of the year	1,39,72,300	1,397.23	1,39,72,300	1,397.23

c) Terms/rights attached to equity shares

The Company has only one class of equity shares having a par value of Rs.10/- per share (March 31,2020: Rs.10/- per share). Each holder of equity shares is entitled to one vote per share.

In the event of liquidation of the Company, the holders of equity shares will be entitled to receive remaining assets of the Company after distribution of all preferential amounts. The distribution will be in proportion to the number of equity shares held by the shareholders.

Dividend, if proposed by the Directors to Shareholders, is subject to approval by the members in Annual General Meeting

d) Details of shareholders holding more than 5% shares in the Company is set out below (representing legal and beneficial ownership):

Name of Shareholders	March 31, 2021		March 31, 2020	
	No. of shares	% holding	No. of shares	% holding
Tinna Trade Limited	69,20,000	49.53	72,00,000	51.53
SIAM Stock Holdings Limited	23,30,238	16.68	23,30,238	16.68
Geepee Softech Services Private Limited	13,79,201	9.87	13,79,201	9.87
Insurexcellence Advisors Private Limited	24,52,300	17.55	24,52,300	17.55

As per the records of the Company, including its register of shareholders/members and other declarations received from shareholders regarding beneficial interest, the above shareholding represents both legal and beneficial ownership of shares.

11,00,000 equity shares held by Geepee Softech Private Limited; 2,56,840 equity shares held by Insurexcellence Advisors Private Limited and 28,34,850 equity shares held by Tinna Trade Limited are pledged to ICICI Bank Limited for credit facilities availed by the Company.

8,57,598 equity shares held by Insurexcellence Advisors Private Limited and 20,76,585 equity shares held by Tinna Trade Limited are encumbered under Non Disposal Undertaking and Power of Attorney to NDU agent M/s IDBI Trusteeship Services Limited for the facility of Rs.15.65 Cr sanctioned by ICICI Bank Limited.

e) Aggregate number of shares bought back, or issued as fully paid up pursuant to contract without payment being received in cash or by way of bonus shares during the period of five years immediately preceding the date of Balance

	As at 31-Mar-21 No. of shares	As at 31-Mar-20 No. of shares
Equity shares Fully paid-up pursuant to contract(s) without payment received in cash	Nil	Nil
Fully paid by way of bonus shares	Nil	Nil
Shares bought back	Nil	Nil



B.G.K. INFRASTRUCTURE DEVELOPERS PRIVATE LIMITED
Notes to financial statements for the year ended March 31, 2021

	As at 31 March 2021 (Rs.'Lakhs)	As at 31 March 2020 (Rs.'Lakhs)
12 OTHER EQUITY		
Securities Premium	414.45	414.45
Retained Earnings	(317.48)	(367.04)
	<u>96.97</u>	<u>47.41</u>

Notes:

	Year ended 31 March 2021	Year ended 31 March 2020
a) Securities Premium		
Opening balance	414.45	414.45
Received during the year	-	-
	<u>414.45</u>	<u>414.45</u>
b) Retained Earnings		
Opening balance	(367.04)	(477.80)
Net profit/ (loss) for the year	46.74	112.67
Items of other comprehensive income recognised directly in retained earnings		
IndAS 116 adjustments	2.19	-
Re-measurement gains/ (losses) on defined benefit plans (net of tax)	0.63	(1.91)
	<u>(317.48)</u>	<u>(367.04)</u>

c) Nature and purpose of reserves

Security Premium

The amount received in excess of face value of the equity shares is recognised in securities premium. In case of equity settled share based payment transactions, the difference between fair value on grant date and nominal value of share is accounted as securities premium reserve. The reserve can be utilised only for limited purposes such as issuance of bonus shares in accordance with the provisions of the Companies Act, 2013.

Retained Earnings

Retained Earnings are profit the company has earned till date less transfer to General Reserve, dividend or other distribution or transaction with shareholders.



B.G.K. INFRASTRUCTURE DEVELOPERS PRIVATE LIMITED
Notes to financial statements for the year ended March 31, 2021

	As at 31 March 2021 (Rs.'Lakhs)	As at 31 March 2020 (Rs.'Lakhs)
--	---------------------------------------	---------------------------------------

13 NON CURRENT FINANCIAL LIABILITIES

13.1 LONG TERM BORROWINGS
SECURED (at amortised cost)

a) Term loan from Bank
 ICICI Bank Limited

	670.95	885.94
	670.95	885.94

Notes:

Term Loan from Bank (Secured)

1 The Company has been sanctioned a term loan of Rs.1,565 lakhs by ICICI Bank Ltd. vide their letter dated 30/08/2013 for the purpose of construction of warehouses (for storage of agricultural commodities). The term loan is payable in 120 monthly installments (including 18 months moratorium period) commencing from 31st July 2015 as under :-

- 8 monthly installments of Rs.5 lakhs each
- 12 monthly installments of Rs.7.50 lakhs each
- 18 monthly installments of Rs.10 lakhs each
- 12 monthly installments of Rs.12.50 lakhs each
- 6 monthly installments of Rs.15 lakhs each
- 6 monthly installments of Rs.17.50 lakhs each
- 12 monthly installments of Rs.18 lakhs each
- 12 monthly installments of Rs.20 lakhs each
- 6 monthly installments of Rs.23 lakhs each
- 6 monthly installments of Rs.28 lakhs each
- 4 monthly installments of Rs.37 lakhs each

The Company has availed the moratorium for repayment of Term Loan installment from Apr 1, 2020 till Aug 31, 2020.

2 The interest payable shall be the sum of "MCLR plus spread" per annum calculated on Effective Interest Rate (EIR) method. The interest would be payable monthly on the last date of each month starting from the date of disbursement.

3 a) The above loan is secured by :-

- (i) Exclusive charge on Company's entire stocks of raw materials, semi-finished and finished goods, consumable stores and spares situated at present and future premise of the Company and such other movables including book-debts, bills whether documentary or clean, outstanding monies, receivables, both present and future, in a form and manner satisfactory to the Bank.
- (ii) Exclusive charge on the movable fixed assets of the company save and except financed by other banks and financial institutions.
- (iii) Equitable mortgage on property at Plot B - 14, Additional Yavatmal Industrial Area, Distt, Yavatmal, Maharashtra having value of Rs.150.00 lakhs (total area 442472.72 sq ft approx.).
- (iv) Equitable mortgage on property situated at Plot No. X - 1, C.G.G.C. Akola Industrial Area, Dist Akola, Maharashtra having value of Rs.287.00 lakhs (total area 383513.3 sq ft approx.).
- (v) Equitable mortgage on property situated at Plot No X - 1, Washim (G.C.) Industrial Area, Dist Washim, Maharashtra having value of Rs.86.00 lakhs (total area 430421.52 sq ft approx.).

b) The loan is further secured by way of additional security of pledge of 30% of paid up share capital and Non-Disposal-Undertaking under Power of Attorney of 21% of paid up share capital of B.G.K. Infrastructure Developers Pvt. Ltd.

and

Unconditional and irrevocable personal guarantees of Shri Gaurav Sekhri and Shri Maneesh Mangsingka and corporate guarantees of Tinna Rubber and Infrastructure Limited and Insurexcellence Advisors Private Limited.

4 There is no default in repayment of term loan and interest during the year and the Company has complied with loan covenants of the lenders.

5 Current maturities of term loan are as under:

	As at 31 March 2021 (Rs.'Lakhs)	As at 31 March 2020 (Rs.'Lakhs)
--	---------------------------------------	---------------------------------------

Current maturities of long term debt	224.40	126.38
--------------------------------------	--------	--------

6 The effective rate of interest on term borrowings ranges between 10.50% to 11.25% p.a. p.a. during the year, depending upon the Marginal Cost of Funds based Lending Rate (MCLR) of the banks and financial institutions time to time, wherever applicable, and interest rate spread agreed with the banks.



B.G.K. INFRASTRUCTURE DEVELOPERS PRIVATE LIMITED
Notes to financial statements for the year ended March 31, 2021

	As at 31 March 2021 (Rs.'Lakhs)	As at 31 March 2020 (Rs.'Lakhs)
13.2 OTHER NON CURRENT FINANCIAL LIABILITIES		
Lease liability (refer note 26(2))	-	5.66
	<u>-</u>	<u>5.66</u>
14 NON CURRENT PROVISIONS		
Provision for employee benefits (refer note no 26(5))		
Gratuity	5.72	6.24
Leave encashment	2.46	4.53
	<u>8.18</u>	<u>10.77</u>
15 OTHER NON-CURRENT LIABILITIES		
Deferred income (refer note no. 26(3))	229.76	240.69
	<u>229.76</u>	<u>240.69</u>
16 CURRENT FINANCIAL LIABILITIES		
16.1 SHORT TERM BORROWINGS		
Unsecured (At amortised cost)		
Repayable on Demand		
From Related Parties	-	14.80
From Others	-	26.22
	<u>-</u>	<u>41.02</u>
Notes:		
(i) The effective rate of interest on intercorporate loan is 12% per annum.		
(ii) Amounts due to related parties are as under:		
Kriti Estates Pvt. Ltd.	-	14.80
	<u>-</u>	<u>14.80</u>
(iii) There are no defaults in the repayment of borrowings and interest during the year.		
16.2 TRADE PAYABLES		
Total outstanding dues of micro and small enterprises	0.28	3.43
Total outstanding dues of creditors other than micro and small enterprises	3.67	131.34
	<u>3.95</u>	<u>134.77</u>

Notes:

* Trade payables include due to related parties Rs.Nil (previous year Rs.Nil)

* The amounts are unsecured and are usually paid within 60 days of recognition.

* Trade payables are usually non- interest bearing. In few cases ,where the trade payables are interest bearing, the interest is settled on quarterly basis.

(i) Information as required to be furnished as per section 22 of the Micro, Small and Medium Enterprises Development Act, 2006 (MSMED Act) for the year ended March 31, 2021 is given below. This information has been determined to the extent such parties have been identified on the basis of information available with the Company.

(a)	Principal amount and interest due thereon remaining unpaid to any supplier covered under MSMED Act: -Principal -Interest	Rs.0.28 Lakhs Nil	Rs.3.43 Lakhs Nil
(b)	The amount of interest paid by the buyer in terms of section16, of the MSMED Act, 2006 along with the amounts of the payment made to the supplier beyond the appointed day during each accounting year.	Nil	Nil
(c)	The amount of interest due and payable for the period of delay in making payment (which have been paid but beyond the appointed day during the year) but without adding the interest specified under	Nil	Nil
(d)	The amount of interest accrued and remaining unpaid at the end of each accounting year.	Nil	Nil
(e)	The amount of further interest remaining due and payable even in the succeeding years, until such date when the interest dues as above are actually paid to the small enterprise for the purpose of disallowance as a deductible expenditure under section 23 of the MSMED Act, 2006	Nil	Nil



B.G.K. INFRASTRUCTURE DEVELOPERS PRIVATE LIMITED
Notes to financial statements for the year ended March 31, 2021

As at
31 March 2021
(Rs.'Lakhs)

As at
31 March 2020
(Rs.'Lakhs)

- ii) The information in respect of party determined under the MSMED Act 2006, has been identified on the basis of information available with the Company.
- iii) The total dues of Micro and Small Enterprises which were outstanding for more than stipulated period are Rs.Nil (previous year Rs.Nil)

16.3 OTHER CURRENT FINANCIAL LIABILITIES

At amortised cost

Current maturities of long-term debt (refer note 13)	224.40	126.38
Security deposits from customers	31.40	29.41
Lease liability (refer note 26(2))	-	19.34
Others		
Employee benefit expenses	1.27	7.75
Other Payables*	27.68	67.32
	<u>284.75</u>	<u>250.20</u>

Notes:

- * Other payables are in respect of excess payment received from vessel agencies including audit fee, staff payments and other miscellaneous expenses. It also includes amount payable to directors viz Mr Gaurav Sekhri - Rs.Nil (previous year Rs 3.52 lakhs) and Mr Maneesh Mansingka - Rs.Nil (previous year Rs 3.52 lakhs) and to Companies in which directors are directors or members viz M/s Tinna Rubber and Infrastructure Limited - Rs.Nil (previous year Rs 4.42 lakhs) and M/s Insurexcellence Advisors Private Limited - Rs.Nil (Previous year Rs 3.72 lakhs).

17 OTHER CURRENT LIABILITIES

Revenue received in advance

Advance payments from customers	-	10.75
Others		
Statutory dues payable	6.15	10.47
Deferred income	10.93	10.93
Other Payables	150.00	75.00
	<u>167.08</u>	<u>107.15</u>

Notes:

- (i) Statutory dues are in respect of TDS, GST, Professional Tax, PF and ESI.
- (ii) Other Payables are in respect of advance received from proposed sale of Bihar Land (refer note 10)

18 CURRENT PROVISIONS

Provision for employee benefits

Gratuity	0.07	0.09
Leave encashment	0.03	0.06
	<u>0.10</u>	<u>0.15</u>

Notes:

- (i) Provisions are recognized for Gratuity and Leave encashment. The provisions are recognized on the basis of past events and probable settlements of the present obligations as a result of the past events, in accordance with Indian Accounting Standard-37 issued by the Institute of Chartered Accountants of India.

The movement of provision are as under:

At the beginning of the year

Gratuity (Non Current Rs.6.24 Lakhs)	6.34	12.52
Leave encashment (Non Current Rs.4.53 Lakhs)	4.59	3.69

Arising during the year

Gratuity	0.59	1.79
Leave encashment	1.23	0.90

Utilised during the year

Gratuity	1.14	7.97
Leave encashment	3.33	-

Unused amount reversed

Gratuity	-	-
Leave encashment	-	-

At the end of the year

Gratuity (Non Current Rs.5.72 Lakhs)	5.79	6.34
Leave encashment (Non Current Rs.2.46 Lakhs)	2.49	4.59



B.G.K. INFRASTRUCTURE DEVELOPERS PRIVATE LIMITED
Notes to financial statements for the year ended March 31, 2021

	Year ended 31 March 2021 (Rs.'Lakhs)	Year ended 31 March 2020 (Rs.'Lakhs)
19 REVENUE FROM OPERATIONS		
Sale of traded goods	103.00	-
Sale of services		
Warehouse rental and storage income*	310.14	363.13
Other receipts from warehousing operations**	2.48	2.55
	<u>415.62</u>	<u>365.68</u>

Above excludes revenue from operations pertaining to discontinued operations [refer note no: 26(7)]

* Includes services rendered to associate company of Rs.51.10 Lakhs (previous year Rs.94.03 Lakhs) [refer note no: 26(8)]

** Includes services rendered to associate company of Rs.2.48 Lakhs (previous year Rs.2.55 Lakhs) [refer note no: 26(8)]

20 OTHER INCOME

Interest received on financial assets carried at amortised cost:

On bank deposits	5.89	5.73
On income tax refund	0.94	9.89
On others	0.25	-
Other non- operating income		
Subsidy income	10.92	16.52
Rental income on amortisation of security deposit	-	0.73
Miscellaneous income	0.00	5.48
	<u>18.00</u>	<u>38.35</u>

Above excludes other income pertaining to discontinued operations [refer note no: 26(7)]

21 EMPLOYEE BENEFITS EXPENSES

Salaries, wages, bonus, commission and other benefits	27.65	32.38
Contribution towards PF, Family Pension and ESI	2.08	2.69
Gratuity expense	1.23	(0.12)
Staff welfare expenses	0.43	2.30
	<u>31.39</u>	<u>37.25</u>

Above excludes employee benefits expenses pertaining to discontinued operations [refer note no: 26(7)]

22 FINANCE COSTS

Interest Expense on

Financial liabilities measured at amortised cost

Interest expense	75.59	93.13
Interest on security deposit	3.11	7.31
Guarantee fees paid	15.65	15.65
Others		
Bank charges	0.19	0.29
	<u>94.54</u>	<u>116.38</u>

Above excludes finance costs pertaining to discontinued operations [refer note no: 26(7)]

23 DEPRECIATION AND AMORTISATION EXPENSES

Depreciation of tangible assets	84.99	107.52
Amortization of intangible assets	6.97	19.52
	<u>91.96</u>	<u>127.04</u>

Above excludes depreciation of tangible assets pertaining to discontinued operations [refer note no: 26(7)]



B.G.K. INFRASTRUCTURE DEVELOPERS PRIVATE LIMITED
Notes to financial statements for the year ended March 31, 2021

	Year ended 31 March 2021 (Rs.'Lakhs)	Year ended 31 March 2020 (Rs.'Lakhs)
24 OTHER EXPENSES		
Port services and stevedoring charges	-	-
Cargo handling expenses at port	-	-
Storage and commodity handling charges at warehouse	17.99	28.00
Equipment hire charges	-	-
Office and warehouse rent	7.22	12.00
Rates and taxes	7.31	3.09
Repair and maintenance		
Building	0.16	0.67
Others	1.93	3.05
Legal and professional charges	6.09	4.37
Travelling and conveyance	3.05	4.19
Transportation charges	-	-
Watch and ward expenses	11.23	13.77
Communication expenses	0.70	1.64
Payment to auditor		
Audit fee	1.40	1.40
Tax audit fee	-	0.25
Income tax matters	0.10	0.10
Certification fee	0.80	0.80
Goods and Service Tax	-	-
Electricity expenses	1.05	3.71
Insurance expenses	2.42	2.69
Advertisement, publicity and business promotion	-	0.10
Loss on disposal of assets	1.63	-
Foreign exchange fluctuations	-	-
Miscellaneous expenses	1.17	4.49
	<u>64.25</u>	<u>84.32</u>

Above excludes other expenses pertaining to discontinued operations [refer note no: 26(7)]



B.G.K Infrastructure Developers Private Limited
Notes to financial statements for the period ended March 31, 2021

	As At 31 March, 2021 (Rs.'Lakhs)	As At 31 March, 2020 (Rs.'Lakhs)
25 COMMITMENTS AND CONTINGENCIES		
A Bank guarantees obtained from banks (Margin money Rs.Nil (March 31, 2020: Rs.Nil))	-	-
B Estimated amount of capital contracts remaining to be executed and not provided for (net of advances)	-	-
C Details of Leasing Arrangements (Company as Lessor)		
a) The Company has entered into a cancellable sub- lease agreement to sublet a property situated at New Port Area, Kakinada, East Godavari - 533007. The lease agreement was executed on 8th December, 2020. The said lease is for a term of six months w.e.f. from 08.12.2020 to 07.06.2021 for the purpose of enabling the Lessee to carry on its business and to use the Godown for Warehouse & Office and for any other commercial purpose connected with the Lessee's business.		
b) The Company has entered into operating lease agreement for warehouse buildings at Akola vide agreement dated 15th January, 2021 w.e.f. 15th January 2021 for 11.5 months and vide agreement dated 17th August, 2020 w.e.f. 1st July, 2020 for 11th months; at Yavatmal vide agreement dated 15th October, 2020 w.e.f. 15th October, 2020 for 11 months and vide agreement dated 4th November, 2020 w.e.f. 1st October, 2020 for 11 months; and at Washim vide agreement dated 4th November, 2020 w.e.f. 1st December, 2020 for 7.5 months upto July 15, 2021.		
c) The total rent recognised as income during the year is Rs 266.08 Lakhs (March 31, 2020: Rs 284.67 Lakhs).		
d) The present value of minimum lease rentals receivable under cancellable and non- cancellable operating lease are as follows:		
	As At 31 March, 2021 (Rs.'Lakhs)	As At 31 March, 2020 (Rs.'Lakhs)
(i) not later than one year	125.28	159.09
(ii) later than one year and not later than five years	-	-
(iii) later than five years	-	-
Present value of minimum lease payments	<u>125.28</u>	<u>159.09</u>
e) Unearned finance income	Nil	Nil



26 OTHER NOTES ON ACCOUNTS

1 In the opinion of the Board of Directors, assets are stated at realizable value in the ordinary course of business at least equal to the amount at which they are stated.

2 Leases

IndAS-116 Transition

- (i) Ministry of Corporate Affairs ("MCA") has notified IndAS-116 Leases which replaces the existing lease standard, IndAS-17 leases, and other interpretations. IndAS-116 sets out the principles for the recognition, measurement, presentation and disclosure of leases for both lessees and lessors. IndAS-116 requires lessee to recognise assets and liabilities for all the leases which conveys the right to use an asset for a period of time in exchange for consideration. Under IndAS-17, lease arrangements where risk and rewards incidental to ownership of assets substantially vest to lessors were identified as operating leases. IndAS-116 requires to recognise depreciation and interest cost instead of rent expenses as hitherto done under IndAS-17.
- (ii) The Company's lease asset primarily consist of leases for warehouse building at Kakinada. Effective April 1, 2019, the Company adopted IndAS-116 "Leases" and applied the standard to all lease contracts existing on April 1, 2019 using the modified retrospective method. Consequently, the Company recorded the lease liability at the present value of the remaining lease payments discounted at the incremental borrowing rate as on the date of transition and has measured right of use asset at an amount equal to lease liability adjusted for any related prepaid and accrued lease payments previously recognised.
- (iii) The following is the summary of practical expedients elected on initial application:
- (a) Applied a single discount rate to a portfolio of leases of similar assets in similar economic environment with a similar end date.
- (b) Applied the exemption not to recognize right-of-use assets and liabilities for leases with less than 12 months of lease term on the date of initial application.
- (c) Excluded the initial direct costs from the measurement of the right-of-use asset at the date of initial application.
- (d) Applied the practical expedient by not reassessing whether a contract is, or contains, a lease at the date of initial application. Instead applied the standards only to contracts that were previously identified as leases under IndAS 17.
- (e) Used hindsight in determining the lease term where the contract contained options to extend or terminate the lease.
- (iv) Following is carrying value of right of use assets recognised on date of transition and the movements thereof during the year ended March 31, 2021:

Particulars	(Rs.'Lakhs)	
	Right to use Asset (Building)	Total
Balance as at April 1, 2020	23.81	23.81
Transition impact on account of adoption of Ind AS 116 "Leases"	-	-
Reclassified from property, plant and equipment on account of adoption of IndAS-116 "Leases"	-	-
Reclassified from Earnest money and Security Deposits	-	-
Total Right of Use on the date of transition	23.81	23.81
Additions during the year	-	-
Deletion during the year	17.66	17.66
Amortisation of Right of Use of assets	6.15	6.15
Balance as at March 31, 2021	-	-

The following is the carrying value of lease liability on the date of transition and movement thereof during the year ended March 31, 2021:

Particulars	(Rs.'Lakhs)	
	Lease Liability	Total
Transition impact on account of adoption of Ind AS 116 "Leases"	25.00	25.00
Additions during the year	-	-
Finance cost accrued during the year	0.10	0.10
Deletions	19.85	19.85
Payment of lease liabilities	5.25	5.25
Balance as at March 31, 2021	-	-
Current maturities of Lease liability	-	-
Non-Current Lease Liability	-	-

(v) Rental expense recorded for short-term leases was Rs 7.22 Lakhs for the year ended March 31, 2021.



B.G.K Infrastructure Developers Private Limited
Notes to financial statements for the period ended March 31, 2021

(vi) **Lease Liabilities**

Particulars	As at 31 March, 2021 (Rs.'Lakhs)
Maturity analysis- Undiscounted cash flows	
Less than one year	-
More than one year	-
Total undiscounted lease liabilities	-
Lease liabilities included in financial position	
Current	-
Non Current	-

(vii) The Company has occupied warehouse premises situated at Plot No 18, Warehousing Complex, New Port Area, Kakinada – 533007 vide Licence agreement dated 10.07.2018. Given the lockdown due to Covid-19 conditions, above warehouse and port cargo handling operations has come to a standstill. Therefore, the Company has vacated the premises mentioned above and handed over to landlord on 31.07.2020 which is resulted in decrease in amortisation expense and finance cost by Rs 12.54 Lakhs and Rs 1.55 Lakhs respectively.

3 (i) The Company is entitled to a Capital Subsidy of Rs 297.39 Lakhs under Rural Godown Scheme as Grameen Bhandaran Yojna under the aegis of NABARD for construction of Rural Godowns which was extended upto FY 2013-14. The Company's godown situated at Akola, Yavatmal and Washim were entitled to capital subsidy under the aforesaid scheme. Accordingly, the Company has complied with all the formalities and an application were made with the prescribed authority through ICICI Bank Ltd and after successful inspection conducted by Joint Inspection Committee (JIC) comprising of officers from NABARD, ICICI Bank Ltd and Department of Marketing & Inspection (DMI) the final subsidy amount was approved by NABARD. A sum of Rs 152.60 Lakhs as advance (50%) subsidy and the balance sum of Rs 144.79 Lakhs as final (50%) subsidy was disbursed by NABARD to ICICI Bank on May 9, 2017 and Feb 22, 2018 respectively. Accordingly, the Company has recognised subsidy deposit and corresponding grant of Rs 150.11 Lakhs on Mar 31, 2017 and Rs 147.28 Lakhs on Feb 22, 2018 respectively. ICICI Bank is holding such subsidy received towards the above projects of the Company in Subsidy Reserve Fund Account and shall adjust the above subsidy amount with the last instalments of credit facility granted for the respective projects, thereby reducing the tenure of loan. The bank is not charging interest on the facility amount to the extent of the subsidy amount released into ICICI Bank account from the date of receipt of subsidy amount. The subsidy component when received will not be treated as a prepayment and will not attract any prepayment penalty / charges. The company shall comply with all the loan covenants of the bank and shall continue with the above credit facility from bank for at least 5 years as a condition for adjustment of the said subsidy with the loan amount.

(ii) In accordance with Ind AS 20 "Accounting for Government Grants and Disclosure of Government Assistance", the capital subsidy is recognised as an income in equal amounts over the expected useful life of the respective fixed asset to which such grant relates. The grant relating to such fixed assets is as under:

Nature of fixed assets	Amount of capital subsidy attributable (Rs.'Lakhs)
Land	28.66
Building	235.41
Roads	17.90
Plant & Machinery	7.19
Electric Installations	2.37
Fire Fighting system	5.86
Total	297.39

The above subsidy has been recognised to the statement of profit and loss on the basis of useful life of each asset as above. A subsidy of Rs 16.52 Lakhs and Rs 10.92 Lakhs has been recognised as grant income for the period ending 31st March, 2020 and 31st March, 2021 respectively and deferred grant carried forward is Rs 251.61 Lakhs (current portion: Rs 10.92 Lakhs) as on 31st March, 2020 and Rs 240.69 Lakhs (current portion: Rs 10.92 Lakhs) as on 31st March, 2021.

4 During the year, the Company has capitalized the following expenses of revenue nature to the tangible fixed assets, being pre-operative expenses related to projects:

	As At 31 March, 2021 (Rs.'Lakhs)	As At 31 March, 2020 (Rs.'Lakhs)
Balance brought forward	9.05	16.26
Add : Expenses Incurred during the year	-	-
Less : Classified to asset held for sale (refer note no. 10)	-	7.21
Balance carried forward	9.05	9.05



B.G.K Infrastructure Deevlopers Private Limited
Notes to financial statements for the period ended March 31, 2021

5 Disclosures pursuant to Ind AS - 19 "Employee Benefits" (specified under section 133 of the Companies Act, 2013, read with Rule 7 of Companies (Accounts) Rules, 2015) are given below:

Defined Contribution Plan

Contribution to Defined Contribution Plan, recognised as expense for the year is as under:

	Year Ended 31 March, 2021 (Rs.'Lakhs)	Year Ended 31 March, 2020 (Rs.'Lakhs)
Employer's Contribution towards Provident Fund (PF)	1.34	3.90
Employer's Contribution towards Family Pension Scheme (FPS)	0.54	2.56
Administration charges towards Provident Fund	0.11	0.42
Employer's Contribution towards Employee State Insurance (ESI)	0.09	0.95
Balance as per profit and loss statement	2.08	7.83

Defined Benefit Plan

A Gratuity (Unfunded)

The present value of obligation is determined based on actuarial valuation using the Projected Unit Credit Method, which recognizes each period of services as giving rise to additional unit of employee benefit entitlement and measures each unit separately to build up the final obligation.

	Year Ended 31 March, 2021 (Rs.'Lakhs)	Year Ended 31 March, 2020 (Rs.'Lakhs)
a) Reconciliation of opening and closing balances of Defined Benefit obligation		
Present value of obligation at the beginning of the year	6.34	12.52
Current service cost	0.79	1.03
Interest cost	0.43	0.97
Actuarial (gain)/ loss	(0.63)	1.91
Benefit paid	(1.14)	(10.09)
Present value of obligation at the end of the year	<u>5.79</u>	<u>6.34</u>
b) Reconciliation of opening and closing balances of fair value of plan assets		
Fair value of plan assets at beginning of the year	Nil	Nil
c) Reconciliation of fair value of asset / (liability) recognised in the balance sheet		
Fair value of plan assets		
Present value of defined benefit obligation		
Current Liability	(0.07)	(0.10)
Non Current Liability	(5.72)	(6.24)
Amount recognised in balance sheet - asset / (liability)	<u>(5.79)</u>	<u>(6.34)</u>
d) Expense recognised in the Statement of profit and loss during the year		
Current Service Cost	0.79	1.03
Interest Cost	0.43	0.97
Net cost debited to statement of profit and loss	<u>1.23</u>	<u>2.00</u>
e) (Gain)/ Loss recognised in other comprehensive income during the year		
Actuarial changes arising from changes in demographic assumptions	-	0.00
Actuarial changes arising from changes in financial assumptions	-	0.84
Actuarial changes arising from changes in experience adjustments	(0.63)	1.07
Recognised in other comprehensive income	<u>(0.63)</u>	<u>1.91</u>
f) Broad categories of plan assets as a percentage of total assets		
Insurer managed funds	Nil	Nil



B.G.K Infrastructure Developers Private Limited
Notes to financial statements for the period ended March 31, 2021

	Year Ended 31 March, 2021 (Rs.'Lakhs)	Year Ended 31 March, 2020 (Rs.'Lakhs)
g) Actuarial Assumptions		
Mortality Table (LIC)	100% of IALM	100% of IALM
	2012-14	2012-14
Discount rate (per annum)	6.76%	6.76%
Salary Escalation	7.50%	7.50%
Attrition Rate		
0-30	5.00%	5.00%
31-44	2.00%	2.00%
45 and above	1.00%	1.00%
h) Quantitative sensitivity analysis for significant assumptions is as below:		
Increase / (decrease) on present value of defined benefits obligations at the end of the year		
Impact of change in discount rate		
Impact due to increase by 0.50%	(0.39)	(0.44)
Impact due to decrease by 0.50%	0.42	0.48
Impact of change in salary		
Impact due to increase by 1%	0.42	0.48
Impact due to decrease by 1%	(0.39)	(0.44)
i) Maturity profile of defined benefit obligation		
0-1 year	0.07	0.84
1-2 year	0.09	0.09
2-3 year	0.08	0.10
3-4 year	0.08	0.09
4-5 year	0.08	0.09
5-6 year	0.08	0.09
After 5th year	5.31	5.04
Total expected payments	<u>5.79</u>	<u>6.34</u>
j) The average duration of the defined benefit plan obligation at the end of the reporting period is 13 years.		
k) The estimates of rate of escalation in salary considered in actuarial valuation are after taking into account inflation, seniority, promotion and other relevant factors.		
l) Discount rate is based on the prevailing market yields available on Government bonds at the accounting date with a term that matches that of the liabilities.		
m) The sensitivity analysis above have been determined based on a method that extrapolates the impact on defined benefit obligation as a result of reasonable changes in key assumptions occurring at the end of the reporting period.		

6 Segment Reporting
Business Segments

- A** The segment reporting of the Company has been prepared in accordance with Ind AS-108, "Operating Segment" (specified under the section 133 of the Companies Act 2013 (the Act) read with Companies (Indian Accounting Standards) Rule 2015 (as amended from time to time) and other relevant provision of the Act). For management purposes, the Company is organised into business units based on its products and services and has two reportable segments as follows:
- B** Operating Segments:
Cargo handling agent services : CHA [discontinued segment, refer note no 26(7)]
Storage and warehousing services : WAREHOUSING
- C** The Board of Directors monitors the operating results of its business segments separately for the purpose of making decisions about resource allocation and performance assessment. Segment performance is evaluated based on profit or loss and is measured consistently with profit or loss in the financial statements. Operating segments have been identified on the basis of the nature of product/services and have been identified as per the quantitative criteria specified in the IndAS.



B.G.K Infrastructure Developers Private Limited
Notes to financial statements for the period ended March 31, 2021

- D Revenue and expenses have been identified to a segment on the basis of relationship to operating activities of the segment. Revenue and expenses which relate to enterprise as a whole and are not allocable to a segment on reasonable basis have been disclosed as "Others".
- E Segment assets and segment liabilities represent assets and liabilities in respective segments. Investments, tax related assets, borrowings and other assets and liabilities that can not be allocated to a segment on reasonable basis have been disclosed as "Others".
- F There is no transfer of products between operating segments.

	As At 31 March, 2021 (Rs.'Lakhs)	As At 31 March, 2020 (Rs.'Lakhs)
a) Revenue		
Segment Revenue		
Storage and warehousing services	312.62	365.68
Revenue from operations (continuing operations)	312.62	365.68
Cargo handling agent services	5.58	954.21
Revenue from operations (continuing and discontinued operations)	318.20	1,319.89
Inter segment sale	-	-
Unallocable	103.00	-
Total revenue	421.20	1,319.89
b) Results		
Segment Profit		
Storage and warehousing services	162.42	176.99
Segment operating profit (continuing operations)	162.42	176.99
Cargo handling agent services	(2.77)	73.63
Segment operating profit (continuing and discontinued operations)	159.65	250.62
Reconciliation of segment operating profit to operating profit		
Unallocated:		
Employee benefits expense	(25.85)	(31.69)
Depreciation and amortisation expenses	(1.47)	(1.46)
Other expenses (net of other income)	8.95	11.58
Operating Profit	141.28	229.05
Finance costs	94.54	116.38
Profit / (Loss) before tax	46.74	112.67
Income tax expense	-	-
Profit / (Loss) after tax	46.74	112.67
c) Reconciliations to amounts reflected in the financial statements		
Segment Assets		
Storage and warehousing services	2,708.17	2,821.78
Segment operating assets (continuing operations)	2,708.17	2,821.78
Cargo handling agent services	24.67	237.41
Segment operating assets (continuing and discontinued operations)	2,732.84	3,059.19
Reconciliation of segment operating assets to total assets		
Cash and bank balance	73.68	19.00
Others assets		
Tangible assets	2.06	2.93
Intangible assets	0.61	1.43
Income tax refunds	48.71	23.73
Others	1.07	14.71
Total Assets	2,858.97	3,120.99
Segment Liabilities		
Storage and warehousing services	452.84	424.17
Segment operating liabilities (continuing operations)	452.84	424.17
Cargo handling agent services	4.45	172.74
Segment operating liabilities (continuing and discontinued operations)	457.29	596.91



B.G.K Infrastructure Developers Private Limited
Notes to financial statements for the period ended March 31, 2021

	As At 31 March, 2021 (Rs.'Lakhs)	As At 31 March, 2020 (Rs.'Lakhs)
Reconciliation of segment operating liabilities to total liabilities		
Borrowings	895.36	1,053.34
Others	12.12	26.10
Total liabilities	1,364.77	1,676.35
Non-current assets other than financial assets		
Storage and warehousing services	-	-
Non-current assets other than financial assets (continuing operations)	-	-
Cargo handling agent services	10.00	15.00
Non-current assets other than financial assets (continuing and discontinued operations)	10.00	15.00
Others	-	-
	10.00	15.00
Capital Expenditure		
Storage and warehousing services	0.27	0.10
Capital Expenditure (continuing operations)	0.27	0.10
Cargo handling agent services	-	-
Capital Expenditure (continuing and discontinued operations)	0.27	0.10
Others	-	1.54
	0.27	1.64
Depreciation and Amortisation Expenses		
Storage and warehousing services	90.49	125.59
Depreciation and Amortisation Expenses (continuing operations)	90.49	125.59
Cargo handling agent services	-	0.15
Depreciation and Amortisation Expenses (continuing and discontinued operations)	90.49	125.74
Others	1.47	1.46
	91.96	127.20
Non-cash expenses other than depreciation		
Storage and warehousing services	1.40	-
Non-cash expenses other than depreciation (continuing operations)	1.40	-
Cargo handling agent services	-	-
Non-cash expenses other than depreciation (continuing and discontinued operations)	1.40	-
Others	0.23	-
	1.63	-
Segment Revenue by location of customers		
The following is the distribution of Company's revenue by geographical market, regardless of where the Services are rendered:		
Revenue - domestic market	421.20	1,203.37
Revenue - overseas market	-	116.52
	421.20	1,319.89
Geographical Segment assets		
Within India	2,858.97	3,120.99
Outside India	-	-
	2,858.97	3,120.99
Geographical Non-current operating assets		
Within India	2,453.06	2,568.04
Outside India	-	-
	2,453.06	2,568.04

Note: Non current assets for this purpose consist of Property, plant & equipment, intangible assets and other non current assets.



B.G.K Infrastructure Developers Private Limited
Notes to financial statements for the period ended March 31, 2021

	As At 31 March, 2021 (Rs.'Lakhs)	As At 31 March, 2020 (Rs.'Lakhs)
Geographical Capital Expenditure		
Within India	0.27	1.64
Outside India	-	-
	<u>0.27</u>	<u>1.64</u>
Information about major customers having revenue more than 10% of total turnover		
Kantum Papers Limited	103.00	-
Vishal SCM Pvt. Ltd.	73.86	-
Kotak Agro Processing Pvt. Ltd.	73.06	-
Shree Shubham Logistics Limited	51.06	-
M K Agrotech Private Limited	-	136.53
Wolkem India Limited	-	289.76
	<u>300.98</u>	<u>426.29</u>

Information about services

Please refer to note no:19 of the financial statements for information about services rendered by the Company.

7 Discontinued operations

During the year ended 31st March, 2021 the Company has discontinued the business of Cargo Handling Agent (CHA) services. Accordingly, the Company has disclosed the net results of "Cargo Handling Agent Services" as profit / (loss) from "Discontinued Operations" in accordance with IndAS 105.

The profit and loss from discontinued operations is disclosed as below:

	As At 31 March, 2021 (Rs.'Lakhs)	As At 31 March, 2020 (Rs.'Lakhs)
Revenue from operations		
Clearing and forwarding services income	5.58	954.21
Other Income		
Interest received on bank deposits at amortised cost	0.10	-
Miscellaneous income	0.66	-
Total Income	<u>6.34</u>	<u>954.21</u>
Employee benefits expense		
Salaries, wages, bonus, commission and other benefits	-	65.38
Contribution towards PF, Family Pension and ESI	-	5.14
Gratuity expense	-	2.12
Staff welfare expenses	-	0.15
Finance costs		
Bank charges	0.16	-
Depreciation and amortization expenses		
Depreciation of tangible assets	-	0.15
Other expenses		
Port services and stevedoring charges	5.23	217.12
Cargo handling expenses at port	3.14	414.18
Storage and commodity handling charges at warehouse	-	3.26
Equipment hire charges	-	120.04
Office and warehouse rent	-	3.31
Rates and taxes	-	1.35
Repair and maintenance (others)	-	0.42
Legal and professional charges	1.10	0.57
Travelling and conveyance	-	8.19



B.G.K Infrastructure Developers Private Limited
Notes to financial statements for the period ended March 31, 2021

	As At 31 March, 2021 (Rs.'Lakhs)	As At 31 March, 2020 (Rs.'Lakhs)
Transportation charges	-	32.93
Communication expenses	-	1.16
Electricity expenses	-	0.36
Advertisement, publicity and business promotion	-	0.79
Foreign exchange fluctuations	-	1.19
Miscellaneous expenses / (Income)	(0.52)	2.77
Total Expenses	9.11	880.58
Net profit / (loss) from discontinued operations	(2.77)	73.63

8 Related party transactions

The related parties as per the terms of Ind AS-24, "Related Party Disclosures", (specified under section 133 of the Companies Act, 2013, read with Rule 7 of Companies (Accounts) Rules, 2015) are disclosed below:

A Names of related parties and description of relationship :

- (i) **The Holding Company:-**
 Tinna Trade Limited (holding company upto 30-Mar-21)
- (ii) **Enterprises that are an associate of the Company or in respect of which Company is an associate:-**
 SIAM Stock Holdings Limited, Mauritius
 Insurexcellence Advisors Private Limited

B Names of other related parties with whom transactions have taken place during the year:

(i) **Enterprises over which KMP is able to exercise significant influence**

T P Buildtech private limited
 Kriti Estates Private Limited
 Illingworth Advisors LLP
 Tinna Rubber and Infrastructure Limited
 Shree Shubham Logistics Limited
 Punarvasu Financial Services Private Limited
 Fratelli Wines Private Limited
 Insurexcellence Advisors Private Limited
 BGK Shipping LLP
 Krofta Engineering Limited

(ii) **Key Management Personnel**

Mr. Gaurav Sekhri
 Mr. Maneesh Mansingka
 Ms. Nishita Shah
 Mr. Ashish Madan
 Ms. Sanvali Kaushik wef Nov 7, 2019
 Ms. Monika Gupta- Company Secretary
 Mr. Gaurav Jain wef Nov 7, 2019

(iii) **Relatives of key management personnel**

Smt. Sobha Sekhri
 Smt. Pooja Sekhri
 Smt. Aarti Sekhri

C Transactions during the year

(i) **Loans repaid**

Enterprises over which KMP is able to exercise significant influence

	As At 31 March, 2021 (Rs.'Lakhs)	As At 31 March, 2020 (Rs.'Lakhs)
Kriti Estates Private Limited	10.00	70.00
Insurexcellence Advisors Private Limited	-	37.00
	10.00	107.00



B.G.K Infrastructure Developers Private Limited
Notes to financial statements for the period ended March 31, 2021

	As At 31 March, 2021 (Rs. Lakhs)	As At 31 March, 2020 (Rs. Lakhs)
(ii) Loan given and taken back		
Enterprises over which KMP is able to exercise significant influence		
Kriti Estates Private Limited	20.00	-
	<u>20.00</u>	<u>-</u>
(iii) Service income (excluding service tax / GST) from:		
The Holding Company		
Tinna Trade Limited (holding company upto 30-Mar-21)		
Clearing and forwarding services income (discontinued operations)	-	112.15
	<u>-</u>	<u>112.15</u>
Enterprises over which KMP is able to exercise significant influence		
Shree Shubham Logistics Limited		
Warehouse rental and storage income	51.06	93.78
Tinna Rubber and Infrastructure Limited		
Clearing and forwarding services income (discontinued operations)	-	94.55
Punarvasu Financial Services Private Limited		
Warehouse rental and storage income	0.04	0.25
Fratelli Wines Private Limited		
Clearing and forwarding services income (discontinued operations)	-	0.50
Other receipts from warehousing operations	2.48	2.55
T P Buildtech Private Limited		
Clearing and forwarding services income (discontinued operations)	-	50.60
BGK Shipping LLP		
Clearing and forwarding services income (discontinued operations)	5.58	-
	<u>59.16</u>	<u>242.22</u>
(iv) Expenses paid		
Enterprises over which KMP is able to exercise significant influence		
Tinna Rubber and Infrastructure Limited		
Corporate guarantee fees	3.92	3.92
Insurexcellence Advisors Private Limited		
Corporate guarantee fees	3.91	3.91
Mr. Maneesh Mansingka		
Personal guarantee fees	3.91	3.91
Mr. Gaurav Sekhri		
Personal guarantee fees	3.91	3.91
	<u>15.65</u>	<u>15.65</u>
(v) Reimbursement of expenses received		
The Holding Company		
Tinna Trade Limited (holding company upto 30-Mar-21)		
Cargo handling charges (discontinued operations)	8.03	47.81
Travelling and conveyance expenses	-	0.17
	<u>8.03</u>	<u>47.98</u>

The Company has recovered actual cargo handling charges and travelling expenses by way of debit note from its Holding Company, M/s Tinna Trade Limited. The service income from said company is disclosed separately above.

Enterprises over which KMP is able to exercise significant influence

Tinna Rubber and Infrastructure Limited		
Cargo handling charges (discontinued operations)	-	7.50
Fratelli Wines Private Limited		
Cargo handling charges (discontinued operations)	-	0.01
T P Buildtech Private Limited		
Cargo handling charges (discontinued operations)	-	80.88
BGK Shipping LLP		
Cargo handling charges (discontinued operations)	0.93	-



7/10

B.G.K Infrastructure Deevlopers Private Limited
Notes to financial statements for the period ended March 31, 2021

	As At 31 March, 2021 (Rs.'Lakhs)	As At 31 March, 2020 (Rs.'Lakhs)
Shree Shubham Logistics Limited		
Electricity expenses	0.69	-
Telephone expenses	0.15	-
	<u>1.77</u>	<u>88.39</u>
The Company has recovered actual expenses by way of debit note from its Associate Company, M/s BGK Shipping LLP and Shree Shubham Logistics Limited. The service income from said company is disclosed separately above.		
(vi) Reimbursement of expenses paid:		
The Holding Company		
Tinna Trade Limited (holding company upto 30-Mar-21)		
Cargo handling charges (discontinued operations)	-	8.31
	<u>-</u>	<u>8.31</u>
(vii) Interest paid		
Enterprises over which KMP is able to exercise significant influence		
Insurexcellence Advisors Private Limited	-	1.58
Kriti Estates Private Limited	0.05	5.34
	<u>0.05</u>	<u>6.92</u>
(vii) Interest received		
Enterprises over which KMP is able to exercise significant influence		
Kriti Estates Private Limited	0.25	-
	<u>0.25</u>	<u>-</u>
(viii) Salary Paid		
Key Management Personnel		
Ms. Monika Gupta	0.31	0.92
Mr. Gaurav Jain	19.14	6.41
	<u>19.45</u>	<u>7.33</u>
(viii) Purchase of goods (excluding service tax / GST) from:		
Enterprises over which KMP is able to exercise significant influence		
Krofta Engineering Limited	101.97	-
	<u>101.97</u>	<u>-</u>
(viii) Income from disposal of Fixed Assets		
Enterprises over which KMP is able to exercise significant influence		
B.G.K. Shipping LLP	0.69	-
	<u>0.69</u>	<u>-</u>
(ix) Outstanding Balance Receivable		
The Holding Company		
Tinna Trade Limited (holding company upto 30-Mar-21)	-	67.93
Enterprises over which KMP is able to exercise significant influence		
Tinna Rubber and Infrastructure Limited	-	32.63
T P Buildtech Private Limited	-	1.52
Fratelli Wines Private Limited	0.70	0.79
Shree Shubham Logistics Limited	4.53	6.91
	<u>5.23</u>	<u>109.78</u>



B.G.K Infrastructure Developers Private Limited
Notes to financial statements for the period ended March 31, 2021

As At
31 March, 2021
(Rs.'Lakhs)

As At
31 March, 2020
(Rs.'Lakhs)

(x) Outstanding Balance Payable

Enterprises over which KMP is able to exercise significant influence

Kriti Estates Private Limited	-	14.81
Insurexcellence Advisors Private Limited	-	3.72
Tinna Rubber and Infrastructure Limited	-	4.42
Mr Maneesh Mansingka	-	3.52
Mr Gaurav Sekhri	-	3.52
Mr Gaurav Jain	-	0.90
Ms Monika Gupta	-	0.05
	<u>-</u>	<u>30.94</u>

a) The transactions with related parties are made on terms equivalent to those that prevail in arm's length transactions. Outstanding balances at the year-end are unsecured and interest free and settlement occurs in cash. A corporate guarantee of Rs 1,565 Lakhs (March 31, 2020: Rs 1,565 Lakhs) has been received by the Company from Tinna Rubber and Infrastructure Limited and Insurexcellence Advisors Private Limited (related parties). For the year ended March 31, 2021, the Company has not recorded any impairment of receivables relating to amounts owed by related parties. This assessment is undertaken each financial year through examining the financial position of the related party and the market in which the related party operates.

b) All the liabilities for post retirement benefits being 'Gratuity' and 'Leave Encashment' are provided on an actuarial basis for the Company as a whole, the amount pertaining to Key management personnel are not included above.

9 The following table summarises movement in indebtedness as on the reporting date:

Changes in liabilities arising from financing activities

Particulars	As at April 1, 2020	Net Cashflow	Classified as current	Change in fair values	(Rs.'Lakhs) As at March 31, 2021
Non current borrowings					
Term loan from bank	885.94	(123.00)	(95.00)	3.01	670.95
Current borrowings					
Repayable on demand					
From related parties	14.81	(10.00)	-	(4.81)	-
From others	26.21	(23.00)	-	(3.21)	-
Total	<u>926.96</u>	<u>(156.00)</u>	<u>(95.00)</u>	<u>(5.01)</u>	<u>670.95</u>

Particulars	As at April 1, 2019	Net Cashflow	Classified as current	Change in fair values	(Rs.'Lakhs) As at March 31, 2020
Non current borrowings					
Term loan from bank	988.43	(152.50)	47.00	3.01	885.94
Current borrowings					
Repayable on demand					
From related parties	129.20	(107.00)	-	(7.39)	14.81
From others	63.18	(35.00)	-	(1.97)	26.21
Total	<u>1,180.81</u>	<u>(294.50)</u>	<u>47.00</u>	<u>(6.35)</u>	<u>926.96</u>



B.G.K Infrastructure Developers Private Limited
Notes to financial statements for the period ended March 31, 2021

10 Fair value measurements

Set out below, is a comparison by class of the carrying amounts and fair value of the Company's financial instruments, other than those with carrying amounts that are reasonable approximations of fair values:

Financial instruments by category	Carrying Value		Fair Value	
	As At	As At	As At	As At
	31-Mar-21 (Rs.'Lakhs)	31-Mar-20 (Rs.'Lakhs)	31-Mar-21 (Rs.'Lakhs)	31-Mar-20 (Rs.'Lakhs)
Financial assets at amortized cost				
Cash and bank balances	163.68	109.88	163.68	109.88
Other financial assets (current)	0.25	9.05	0.25	9.05
Other financial assets (non-current)	298.32	298.32	298.32	298.32
Trade receivables	38.23	222.65	38.23	222.65
	<u>500.48</u>	<u>639.90</u>	<u>500.48</u>	<u>639.90</u>
Financial Liabilities at amortized cost				
Trade payables	3.95	134.77	3.95	134.77
Borrowings (non-current)	670.95	885.94	670.95	885.94
Borrowings (current)	-	41.02	-	41.02
Other financial liabilities (non-current)	-	5.66	-	5.66
Other financial liabilities (current)	284.75	250.20	284.75	250.20
	<u>959.65</u>	<u>1,317.59</u>	<u>959.65</u>	<u>1,317.59</u>

The fair value of the financial assets and liabilities is included at the amount at which the instrument could be exchanged in a current transaction between willing parties, other than in a forced or liquidation sale. The following methods and assumptions were used to estimate the fair values:

- 1) The fair value of unquoted instruments, loans from banks and other financial liabilities, as well as other non-current financial liabilities is estimated by discounting future cash flows using rates currently available for debt on similar terms, credit risk and remaining maturities. In addition to being sensitive to a reasonably possible change in the forecast cash flows or the discount rate, the fair value of the equity instruments is also sensitive to a reasonably possible change in the growth rates. The valuation requires management to use unobservable inputs in the model, of which the significant unobservable inputs are disclosed in the tables below. Management regularly assesses a range of reasonably possible alternatives for those significant unobservable inputs and determines their impact on the total fair value.
- 2) The fair values of the Company's interest-bearing borrowings and loans are determined by using Discounted cash flow method using discount rate that reflects the issuer's borrowing rate as at the end of the reporting period. The own non-performance risk as at 31st March, 2021 was assessed to be insignificant.
- 3) Long-term receivables / payables are evaluated by the Company based on parameters such as interest rates, risk factors, individual creditworthiness of the counterparty and the risk characteristics of the financed project. Based on this evaluation, allowances are taken into account for the expected credit losses of these receivables.
- 4) The significant unobservable inputs used in the fair value measurement categorized within Level 3 of the fair value hierarchy together with a quantitative sensitivity analysis as at 31 March 2021, are as shown below:

Fair value hierarchy

The Company uses the following hierarchy for determining and disclosing the fair value of financial instruments by valuation technique:

Level 1: quoted (unadjusted) prices in active markets for identical assets or liabilities

Level 2: other techniques for which all inputs that have a significant effect on the recorded fair value are observable, either directly or indirectly

Level 3: techniques that use inputs that have a significant effect on the recorded fair value that are not based on observable market data



Quantitative disclosures of fair value measurement hierarchy for assets as on March 31, 2021:

	Carrying Value (Rs.'Lakhs)	Fair Value		
		Level 1 (Rs.'Lakhs)	Level 2 (Rs.'Lakhs)	Level 3 (Rs.'Lakhs)
Assets carried at amortized cost for which fair value are disclosed				
Cash and bank balances	163.68	-	-	163.68
Other financial assets (non-current)	298.32	-	-	298.32
Other financial assets (current)	0.25	-	-	0.25
Trade receivables	38.23	-	-	38.23
	<u>500.48</u>	-	-	<u>500.48</u>
Liabilities carried at amortized cost for which fair value are disclosed				
Trade payables	3.95	-	-	3.95
Borrowings (non-current)	670.95	-	-	670.95
Borrowings (current)	-	-	-	-
Other financial liabilities (non current)	-	-	-	-
Other financial liabilities (current)	284.75	-	-	284.75
	<u>959.65</u>	-	-	<u>959.65</u>

Quantitative disclosures of fair value measurement hierarchy for assets as on March 31, 2020:

	Carrying Value (Rs.'Lakhs)	Fair Value		
		Level 1 (Rs.'Lakhs)	Level 2 (Rs.'Lakhs)	Level 3 (Rs.'Lakhs)
Assets carried at amortized cost for which fair value are disclosed				
Cash and bank balances	109.88	-	-	109.88
Other financial assets (non-current)	298.32	-	-	298.32
Other financial assets (current)	9.05	-	-	9.05
Trade receivables	222.65	-	-	222.65
	<u>639.90</u>	-	-	<u>639.90</u>
Liabilities carried at amortized cost for which fair value are disclosed				
Trade payables	134.77	-	-	134.77
Borrowings (non-current)	885.94	-	-	885.94
Borrowings (current)	41.02	-	-	41.02
Other financial liabilities (non current)	5.66	-	-	5.66
Other financial liabilities (current)	250.20	-	-	250.20
	<u>1,317.59</u>	-	-	<u>1,317.59</u>

Note:

The management assessed that cash and cash equivalents, trade receivables, trade payables, bank overdrafts and other current liabilities approximate their carrying amounts largely due to the short-term maturities of these instruments.

11 Financial risk management objectives and policies

The Company's principal financial liabilities, other than derivatives, comprise loans and borrowings, trade and other payables. The main purpose of these financial liabilities is to finance the Company's operations. The Company's principal financial assets include loans, trade and other receivables, and cash and cash equivalents that are derived directly from its operations.

The Company's financial risk management is an integral part of how to plan and execute its business strategies. The Company is exposed to market risk, credit risk and liquidity risk.

The Company's senior management oversees the management of these risks. The senior professionals working to manage the financial risks and the appropriate financial risk governance framework for the Company are accountable to the Board of Directors. This process provides assurance to Company's senior management that the Company's financial risk-taking activities are governed by appropriate policies and procedures and that financial risk are identified, measured and managed in accordance with Company policies and Company risk objective.



The Board of Directors reviews and agrees policies for managing each of these risks which are summarized as below:

(a) Market Risk

Market risk is the risk that the fair value of future cash flows of a financial instrument will fluctuate because of changes in market prices. Market prices comprises three types of risk: currency rate risk, interest rate risk and other price risks, such as equity price risk and commodity price risk. Financial instruments affected by market risks include loans and borrowings, deposits, and foreign currency receivables and payables. The sensitivity analysis in the following sections relate to the position as at March 31, 2021. The analysis exclude the impact of movements in market variables on the carrying values of gratuity and other post-retirement obligations; provisions; and the non-financial assets and liabilities. The sensitivity of the relevant Profit and Loss item is the effect of the assumed changes in the respective market risks. This is based on the financial assets and financial liabilities held as of March 31, 2021.

Foreign currency risk

Foreign currency risk is the risk that the fair value or future cash flows of a financial instrument will fluctuate because of changes in foreign exchange rates. The Company's exposure to the risk of changes in foreign exchange rates relates primarily to the Company's operating activities (when revenue or expense is denominated in foreign currency). The Company evaluates exchange rate exposure arising from foreign currency transactions and follows established risk management policies.

Foreign currency risk sensitivity

The following tables demonstrate the sensitivity to a reasonably possible change in USD exchange rate, with all other variables held constant. The impact on the Company profit before tax is due to changes in the fair value of monetary assets and liabilities. Foreign currency exposures recognised by the Company that have not been hedged by a derivative instrument or otherwise are as

Currency	Currency Symbol	31 March, 2021		Impact on loss and equity Increase/ (Decrease)	
		Foreign Currency	Indian Rupees	1% increase	1% decrease
		(\$)	(Rs.'Lakhs)		
Other financial liabilities	US \$	-	-	-	-

Currency	Currency Symbol	31 March, 2020		Impact on loss and equity Increase/ (Decrease)	
		Foreign Currency	Indian Rupees	1% increase	1% decrease
		(\$)	(Rs.'Lakhs)		
Other financial liabilities	US \$	21,248.08	16.02	Rs 0.16 Lakhs	Rs -0.16 Lakhs
Trade receivables	US \$	3,030.50	2.28	Rs -0.02 Lakhs	Rs 0.02 Lakhs

(b) Credit Risk

Credit Risk is the risk that the counter party will not meet its obligation under a financial instrument or customer contract, leading to a financial loss. The Company is exposed to credit risk from its operating activities (primarily trade receivables) and from its financing activities, including deposits with banks, foreign exchange transactions and other financial instruments.

(i) Trade Receivables

Customer credit risk is managed by each business unit subject to the Company's established policy, procedures and control relating to customer credit risk management. Credit quality of a customer is assessed based on an extensive credit rating scorecard and individual credit limits are defined in accordance with this assessment. Outstanding customer receivables are regularly monitored. Out of the trade receivables, the Company has 8-10 customers that owed the Company Rs 38.23 Lakhs and accounted for 100.00% (38.23 Lakhs ÷ 38.23 Lakhs) of the total trade receivables as on March 31, 2021 (March 31, 2020: Rs 198.72 Lakhs and accounted for 89.25% (198.72 Lakhs ÷ 222.65 Lakhs))

An impairment analysis is performed at each reporting date on trade receivables by lifetime expected credit loss method based on provision matrix. The maximum exposure to credit risk at the reporting date is the carrying value of each class of financial assets. The Company does not hold collateral as security. The Company evaluates the concentration of risk with respect to trade receivables as low, as its customers are located in several jurisdictions and industries and operate in largely independent

(ii) Financial instruments and cash deposits

Credit risk from balances with banks and financial institutions is managed by the Company's treasury department in accordance with the Company's policy. Investments of surplus funds are made in bank deposits and other risk free securities. The limits are set to minimize the concentration of risks and therefore mitigate financial loss through counterparty's potential failure to make payments.



B.G.K Infrastructure Developers Private Limited
Notes to financial statements for the period ended March 31, 2021

The Company's maximum exposure to credit risk for the components of the balance sheet at 31 March 2021 is the carrying amounts. The Company's maximum exposure relating to financial is noted in liquidity table below. Trade Receivables and other financial assets are written off when there is no reasonable expectation of recovery, such as debtor failing to engage in the repayment plan with the Company.

	As At 31-Mar-21 (Rs.'Lakhs)	As At 31-Mar-20 (Rs.'Lakhs)
Financial assets for which allowance is measured using 12 months Expected Credit Loss Method (ECL)		
Cash and cash equivalents	77.13	26.74
Other bank balances	86.55	83.14
Others non-current financial assets	298.32	298.32
Others current financial assets	0.25	9.05
	<u>462.25</u>	<u>417.25</u>
Financial assets for which allowance is measured using Life time Expected Credit Loss Method (ECL)		
Trade receivables (gross)	38.23	222.65
	<u>38.23</u>	<u>222.65</u>

Most of the customers are farmers and corporate clients of agricultural commodities and as per past experience, there has been no credit loss on account of customer's inability to pay i.e. there has been no material debts in past and therefore, no provision on this account has been considered. Provisions for expected delay in realization of trade receivables beyond contractual terms, the group has used a practical expedient by computing the expected credit loss allowance for trade receivables on a provision matrix.

The ageing analysis of trade receivables has been considered from the date the invoice falls due

Particulars	As At 31-Mar-21 (Rs.'Lakhs)	As At 31-Mar-20 (Rs.'Lakhs)
Within credit period	4.86	38.34
Less than 1 year	33.37	182.48
1 to 2 years	-	1.83
2 to 3 years	-	-
Over 3 years	-	-
Total trade receivables	<u>38.23</u>	<u>222.65</u>

Particulars	As At 31-Mar-20 (Rs.'Lakhs)	As At 31-Mar-19 (Rs.'Lakhs)
Expected Credit Loss		
Within credit period	-	-
Less than 1 year	-	-
1 to 2 years	-	-
2 to 3 years	-	-
Over 3 years	100%	100%
Provision for receivables		
Less than 1 year	-	-
1 to 2 years	-	-
2 to 3 years	-	-
Over 3 years	-	-
	<u>-</u>	<u>-</u>



(c) Liquidity risk

Liquidity risk is defined as the risk that the Company will not be able to settle or meet its obligations on time or at reasonable price. The Company's objective is to at all times maintain optimum levels of liquidity to meet its cash and liquidity requirements. The Company closely monitors its liquidity position and deploys a robust cash management system. It maintains adequate source of financing through financing from Companies within the group or others. Management monitors the Company's liquidity position through rolling forecasts on the basis of expected cash flows. The Company assessed the concentration of risk with respect to its debt and concluded it to be low.

Maturity profile of financial liabilities

The table below provides the details regarding the remaining contractual maturities of financial liabilities at the reporting date based on contractual undiscounted payments.

As at March 31, 2021	Less than 1 year (Rs.'Lakhs)	1 to 5 years (Rs.'Lakhs)	Total (Rs.'Lakhs)
Trade payables	3.95	-	3.95
Borrowings	-	670.95	670.95
Other non current financial liabilities	-	-	-
Other current financial liabilities	284.75	-	284.75
As at March 31, 2020	Less than 1 year (Rs.'Lakhs)	1 to 5 years (Rs.'Lakhs)	Total (Rs.'Lakhs)
Trade payables	134.77	-	134.77
Borrowings	41.02	885.94	926.96
Other non current financial liabilities	-	5.66	5.66
Other current financial liabilities	250.20	-	250.20

(d) Interest rate risk

Interest risk is the risk that the fair value or future cash flows of a financial instrument will fluctuate because of changes in market interest rates. The Company's exposure to the risk of changes in market interest rates relates primarily to the Company's long-term debt obligations with floating interest rates. The Company manages its interest rate risk by having a balanced portfolio of fixed and variable rate loans and borrowings.

The following table provides a break up of Company's fixed and floating rate borrowings:

Particulars	As At 31 March, 2021 (Rs.'Lakhs)	As At 31 March, 2020 (Rs.'Lakhs)
Floating rate borrowings	895.35	1,012.32
Fixed rate borrowings	-	41.02
Total borrowings	895.35	1,053.34

Interest rate sensitivity

The following table demonstrates the sensitivity to a reasonably possible change in interest rates on that portion of loans and borrowings affected. With all other variables held constant, the Company's loss is affected through the impact on floating rate borrowings, as follows:

Financial Year	Actual amount of interest paid (Rs.'Lakhs)	Increase/ decrease in basis points	Effect on loss (Rs.'Lakhs)
2019-20	81.04	+ / - 50 bps	+3.99 / -3.99
2020-21	74.27	+ / - 50 bps	+3.70 / -3.70

The assumed movement in basis points for the interest rate sensitivity analysis is based on the currently observable market environment, showing a significantly higher volatility than in prior years.

12 Capital Management

For the purposes of Company's capital management, Capital includes equity attributable to the equity holders of the Company and all other equity reserves. The primary objective of the Company's capital management is to ensure that it maintains an efficient capital structure and maximize shareholder value. The Company manages its capital structure and makes adjustments in light of changes in economic conditions and the requirements of the financial covenants. To maintain or adjust the capital structure, the Company may adjust the dividend payment to shareholders or issue new shares. The Company is not subject to any externally imposed capital requirements. No changes were made in the objectives, policies or processes for managing capital during the year ended March 31, 2021 and March 31, 2020.

The Company monitors capital using gearing ratio, which is net debt divided by total capital plus net debt.



B.G.K Infrastructure Deevlopers Private Limited
Notes to financial statements for the period ended March 31, 2021

Particulars	As At	
	31-Mar-21 (Rs.'Lakhs)	31-Mar-20 (Rs.'Lakhs)
Loans and borrowings (net of cash and cash equivalents)	818.22	1,026.61
Net debt	818.22	1,026.61
Equity	1,494.20	1,444.64
Total capital	1,494.20	1,444.64
Capital and net debt	2,312.43	2,471.24
Gearing ratio (net debt ÷ capital and net debt)	35.38	41.54

13 (a) Earning in Foreign Currency (on accrual basis)	As At	
	31-Mar-21 (Rs.'Lakhs)	31-Mar-20 (Rs.'Lakhs)
Service Income	-	116.52
(b) There is no expenditure incurred in Foreign Currency (on accrual basis) during the year	-	-
(c) There is no earning and payment of dividend in foreign currency during the year.	-	-

14 Earnings per share

a) Basic Earnings Per Share	As At	
	31-Mar-21	31-Mar-20
Numerator for earnings per share		
Profit/ (loss) from continuing operations (Rs.'Lakhs)	49.51	39.04
Profit / (loss) from discontinued operations [refer note 26(7)] (Rs.'Lakhs)	(2.77)	73.63
Profit/ (loss) for the year from continuing and discontinued operations (Rs.'Lakhs)	46.74	112.67
Denominator for earnings per share		
Weighted number of equity shares outstanding during the year (Nos.)	1,39,72,300	1,39,72,300
Basic earnings per share (one equity share of Rs.10/- each)		
from continuing operations (Rs.)	0.35	0.28
from discontinued operations (Rs.)	(0.02)	0.53
from continuing and discontinued operations (Rs.)	0.33	0.81

b) Diluted Earnings per share	As At	
	31-Mar-21	31-Mar-20
Numerator for earnings per share		
Profit/ (loss) from continuing operations (Rs.'Lakhs)	49.51	39.04
Profit / (loss) from discontinued operations [refer note 26(7)] (Rs.'Lakhs)	(2.77)	73.63
Profit/ (loss) for the year from continuing and discontinued operations (Rs.'Lakhs)	46.74	112.67
Denominator for earnings per share		
Weighted number of equity shares outstanding during the year (Nos.)	1,39,72,300	1,39,72,300
Diluted earnings per share (one equity share of Rs.10/- each)		
from continuing operations (Rs.)	0.35	0.28
from discontinued operations (Rs.)	(0.02)	0.53
from continuing and discontinued operations (Rs.)	0.33	0.81

Note: There are no instruments issued by the Company which have effect of dilution of basic earning per share.



B.G.K Infrastructure Developers Private Limited
Notes to financial statements for the period ended March 31, 2021

15 Deferred Tax Assets (net) as on 31st March, 2021 is as follows:

	As At 31-Mar-21 (Rs.'Lakhs)	As At 31-Mar-20 (Rs.'Lakhs)
Deferred tax Asset/ (Liabilities)		
On account of difference in WDV of property, plant & equipment under Income Tax Act	(144.34)	(137.73)
On account of difference in certain payments under Income Tax Act	2.16	2.84
On account of carried forward losses and unabsorbed depreciation	211.74	212.63
On account of IND AS Adjustments	4.90	4.39
	<u>74.46</u>	<u>82.13</u>

The deferred tax asset of Rs 74.46 Lakhs (March 31, 2020: Rs 82.13 Lakhs) has not been recognised since the probability that sufficient taxable profits will be available against which the deductible temporary differences can be utilised is not certain.

16 Impact of Covid19

World Health Organization (WHO) declared outbreak Coronavirus Disease (COVID-19) a global pandemic on March 11, 2020. Consequent to this, Government of India declared lockdown on March 24, 2020 which has impacted the business activities of the Company. On account of this, the Company has prepared cash flow projections, and also assessed the recoverability of receivables, contract assets, factored assumptions used in annual impairment testing of intangible assets having indefinite useful life, using the various internal and external information up to the date of approval of these financial statements. On the basis of evaluations and current indicators of future economic conditions, the company expects to recover the carrying amount of these assets and does not anticipate any impairment to these financial and non-financial assets. The Company will continue to closely monitor any material changes to future economic conditions.

- 17 Figures relating to 31st March 2020 has been regrouped / reclassified wherever necessary to make them comparable with current year figures.
- 18 The figures have been rounded off to nearest rupees in lakhs with upto two decimals.
- 19 Note No.1 to 26 form integral part of the balance sheet and statement of profit and loss.

The accompanying notes are an integral part of the financial statements.

As per our report of even date


For **V.R. Bansal & Associates**
Chartered Accountants
ICAI Registration No.: 016534N


Rajan Bansal
Partner
Membership No.: 093591
Place: New Delhi
Date: May 31, 2021

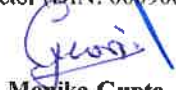


For and on behalf of Board of Directors


Maneesh Mansingka
Director (DIN: 00031476)


Gaurav Jain
Chief Financial Officer


Gaurav Sekhri
Director (DIN: 00090676)


Monika Gupta
Company Secretary - M. No.: FCS-8015

